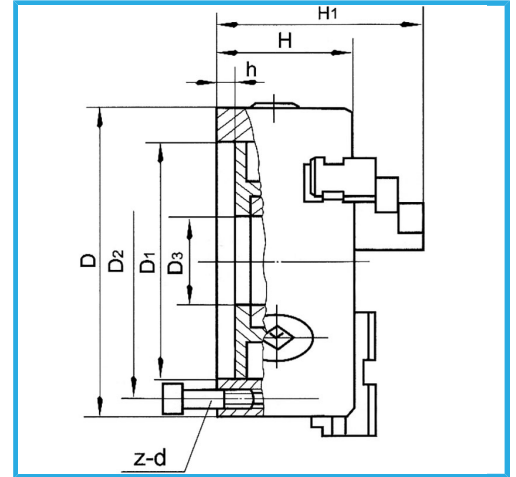
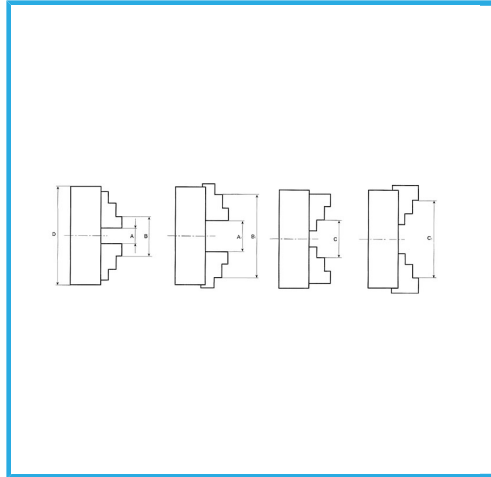



SINGLE GUIDE. INTEGRAL JAWS, CONCENTRIC CLAMPING, EQUIPPED WITH 1 SERIES CONSISTING OF 4 INTERNAL JAWS, 1 SERIES CONSISTING OF 4..



D1	340 mm
D2	368 mm
D3	145 mm
H1	155 mm
H	101,5 mm
h	7 mm
z-d	3-M16 mm
<b>Spanner square</b>	14 mm
<b>A - A1</b>	15 - 210 mm
<b>B - B1</b>	120 - 400 mm
<b>C - C1</b>	120 - 400 mm
<b>Net weight</b>	78,1 kg
<b>Gross weight</b>	79,00 kg
<b>EAN Code</b>	8012667398101



Box



Wooden Box



Cast Iron