













**WORKSHOP FURNITURE**

- p. 310  — Modular furnishings
- p. 319  — Workbenches
- p. 320  — Cabinets
- p. 325  — Tool rolling cabinets
- p. 328  — Tool boxes







**BENCH VICES, CLAMPS AND ANVILS**

- p. 333  — Bench vices
- p. 335  — Vices
- p. 337  — Anvils






**MACHINERY FOR FINISHING**

- p. 338  — Sandblast cabinets
- p. 347  — Cleaning tanks
- p. 349  — Vacuum cleaners wet and dry
- p. 352  — Marking









**PRESSES AND HYDRAULIC PUMPS**

- p. 355  — Hydraulic presses
- p. 358  — Manual presses
- p. 359  — Hydraulic pump units









**CAR AND MOTORCYCLE WORKSHOP**

- p. 360  — Trolley jacks and stands
- p. 362  — Hydraulic cranes and engine stands
- p. 364  — Oil collecting units
- p. 365  — Winches
- p. 366  — Battery chargers
- p. 367  — Motorcycle and quad lifts
- p. 369  — Trolleys



**LIFTING AND HANDLING**

- p. 370  — Hydraulic jacks
- p. 371  — Trolleys
- p. 373  — Cable hoists
- p. 374  — Lifting accessories
- p. 377  — Winches and tensioners
- p. 378  — Pallet handling



## THE OPTIMAL SOLUTION TO FURNISH YOUR WORKSHOP, YOUR GARAGE OR YOUR RACING CORNER

CHOOSE FROM THE COMPOSITIONS CREATED FOR YOU BY FERVI OR CONFIGURE YOUR MODULAR AND SELF-SUPPORTING WORKSHOP FURNITURE ACCORDING TO YOUR NEEDS

**A007/07**

**PANELS CONNECTOR**  
NECESSARY TO CONNECT THE MODULES

**A007/01**

**WALL CABINET**  
TO FIX ON THE HANGER PANEL

**A007/02**

**TALL CABINET**  
WITH 3 SHELVES

**A007/11**

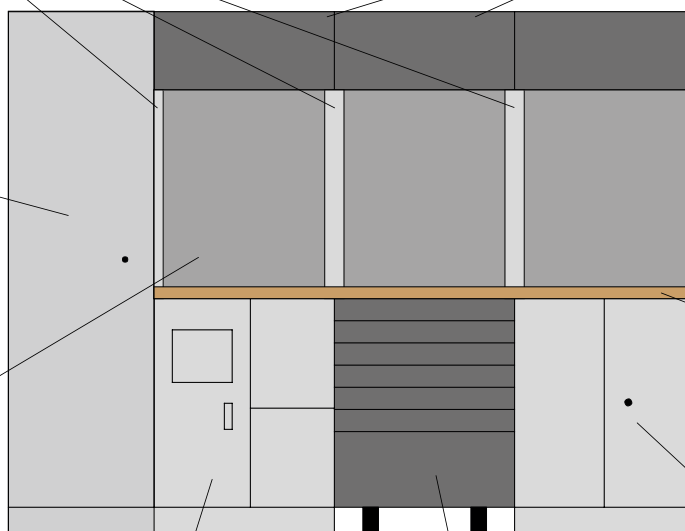
**HALF PANEL CONNECTOR**  
TO END THE CONFIGURATION WITHOUT THE CABINET

**A007/10**

**HANGING PANEL**

**A007/09**

**WORK PLATES**  
AVAILABLE IN 3 MEASUREMENTS AND 2 MATERIALS



**A007/03**

**DOOR CABINET**  
IT MUST BE INSERTED IN THE CENTRAL SPACE OF A 3-MODULE PLAN

**A007/06**

**MULTIFUNCTION CABINET**

**A007/16**

**ROLLING CABINET**  
WITH 7 DRAWERS ON BALL BEARING SLIDE

EXAMPLE OF CONFIGURATION WITH THREE MODULES WITH CABINET





**A007A**

€ 4480,00

**WORKSHOP MODULAR FURNITURES**

The optimal solution to furnish your workshop, your garage or your racing corner

- 4 WALL CABINET WITH SPRING GAS [A007/01]
- 2 TALL CABINETS WITH 3 SHELVES [A007/02]
- 1 DOOR CABINET WITH ONE SHELF [A007/03]
- 1 TOOL CABINET WITH 4 DRAWERS ON BALL BEARING SLIDE [A007/04]
- 2 TOOL CABINETS WITH 5 DRAWERS ON BALL BEARING SLIDES [A007/05]
- 5 PANELS CONNECTORS [A007/07]
- 2 WOOD PLATES [A007/08]
- 4 HANGING PANELS [A007/10]

Dimensions 3920 x 498 x 2000h mm



**A008A** € 4710,00

WITH STAINLESS STEEL PLATES

**A007B**

€ 4390,00

**WORKSHOP MODULAR FURNITURES**

The optimal solution to furnish your workshop, your garage or your racing corner

- 4 WALL CABINET WITH SPRING GAS [A007/01]
- 2 TALL CABINETS WITH 3 SHELVES [A007/02]
- 1 DOOR CABINET WITH ONE SHELF [A007/03]
- 2 TOOL CABINETS WITH 5 DRAWERS ON BALL BEARING SLIDES [A007/05]
- 1 MULTIFUNCTION CABINET [A007/06]
- 5 PANELS CONNECTORS [A007/07]
- 2 WOOD PLATES [A007/08]
- 4 HANGING PANELS [A007/10]

Dimensions 3920 x 498 x 2000h mm



**A008B** € 4590,00

WITH STAINLESS STEEL PLATES

**A007C**

€ 2160,00

**WORKSHOP MODULAR FURNITURES**

The optimal solution to furnish your workshop, your garage or your racing corner

- 2 WALL CABINET WITH SPRING GAS [A007/01]
- 1 TALL CABINET WITH 3 SHELVES [A007/02]
- 1 DOOR CABINET WITH ONE SHELF [A007/03]
- 1 TOOL CABINETS WITH 5 DRAWERS ON BALL BEARING SLIDES [A007/05]
- 2 HANGING PANELS [A007/10] 2
- PANELS CONNECTORS [A007/07]
- 1 WOOD PLATE [A007/08]
- 2 HANGING PANELS [A007/10]
- 1 HALF PANEL CONNECTOR [A007/11]

Dimensions 1960 x 498 x 2000h mm



**A008C** € 2270,00

WITH STAINLESS STEEL PLATES

**A007D**


€ 3010,00

**WORKSHOP MODULAR FURNITURES**

The optimal solution to furnish your workshop, your garage or your racing corner

- 3 WALL CABINET WITH SPRING GAS [A007/01]
- 1 TALL CABINET WITH 3 SHELVES [A007/02]
- 1 DOOR CABINET WITH ONE SHELF [A007/03]
- 1 TOOL CABINET WITH 4 DRAWERS ON BALL BEARING SLIDE [A007/04]
- 1 TOOL CABINETS WITH 5 DRAWERS ON BALL BEARING SLIDES [A007/05]
- 3 PANELS CONNECTORS [A007/07]
- 1 WOOD PLATE [A007/09]
- 3 HANGING PANELS [A007/10]
- 1 HALF PANEL CONNECTOR [A007/11]

Dimensions 2640 x 498 x 2000h mm



**A008D** € 3150,00

WITH STAINLESS STEEL PLATES

**A007E**
**€ 2480,00**
**WORKSHOP MODULAR FURNITURES**

The optimal solution to furnish your workshop, your garage or your racing corner


- 3 WALL CABINET WITH SPRING GAS [A007/01]
- 1 TALL CABINET WITH 3 SHELVES [A007/02]
- 1 DOOR CABINET WITH ONE SHELF [A007/03]
- 1 MULTIFUNCTION CABINET [A007/06]
- 3 PANELS CONNECTORS [A007/07]
- 1 WOOD PLATE [A007/09]
- 3 HANGING PANELS [A007/10]
- 1 ROLLING CABINET WITH 7 DRAWERS ON BALL BEARING SLIDE [A007/16]

 Dimensions 2640 x 498 x 2000h mm

**A008E**
**€ 2580,00**
**WITH STAINLESS STEEL PLATES**
**A007F**
**€ 1160,00**
**CORNER FOR WORKSHOP MODULAR FURNITURES**

The optimal solution to furnish your workshop, your garage or your racing corner

- 2 PANELS CONNECTORS [A007/07]
- 2 HALF PANEL CONNECTORS [A007/11]
- 2 CORNER HANGING PANELS [A007/12]
- 1 CORNER CABINET [A007/13]
- 1 CORNER WOOD PLATE [A007/14]
- 1 CORNER DOOR CABINET [A007/15]

 Dimensions 864 x 864 x 2000h mm

**A008F**
**€ 1220,00**
**WITH STAINLESS STEEL PLATES**
**A007G**
**€ 2560,00**
**WORKSHOP MODULAR FURNITURES**

The optimal solution to furnish your workshop, your garage or your racing corner

- 3 WALL CABINET WITH SPRING GAS [A007/01]
- 1 TALL CABINET WITH 3 SHELVES [A007/02]
- 1 DOOR CABINET WITH ONE SHELF [A007/03]
- 1 MULTIFUNCTION CABINET [A007/06]
- 3 PANELS CONNECTORS [A007/07]
- 1 WOOD PLATE [A007/09]
- 3 HANGING PANELS [A007/10]
- 1 HALF PANEL CONNECTOR [A007/11]
- 1 TOOL CABINETS WITH 7 DRAWERS ON BALL BEARING SLIDES [A007/1]

 Dimensions 2640 x 498 x 2000h mm

**A008G**
**€ 2700,00**
**WITH STAINLESS STEEL PLATES**
**A007H**
**€ 4850,00**
**WORKSHOP MODULAR FURNITURES**

The optimal solution to furnish your workshop, your garage or your racing corner

- 5 WALL CABINET WITH SPRING GAS [A007/01]
- 1 TALL CABINETS WITH 3 SHELVES [A007/02]
- 1 DOOR CABINET WITH ONE SHELF [A007/03]
- 1 TOOL CABINET WITH 4 DRAWERS ON BALL BEARING SLIDE [A007/04]
- 1 TOOL CABINET WITH 5 DRAWERS ON BALL BEARING SLIDE [A007/05]
- 1 MULTI FUNCTION CABINET [A007/06]
- 6 PANELS CONNECTORS [A007/07]
- 1 WOOD PLATE [A007/08]
- 1 WOOD PLATE [A007/09]
- 5 HANGING PANELS [A007/10]
- 3 HALF PANEL CONNECTORS [A007/11]
- 2 CORNER HANGING PANELS [A007/12]
- 1 CORNER CABINET [A007/13]
- 1 CORNER WOOD PLATE [A007/14]
- 1 CORNER DOOR CABINET [A007/15]
- 1 ROLLING CABINET WITH 7 DRAWERS ON BALL BEARING SLIDE [A007/16]


**A008H**
**€ 5100,00**
**WITH STAINLESS STEEL PLATES**

 Dimensions 3500 x 2250 x 2000h mm  
 Depth 498 mm



**A007I**

€ 2320,00

**WORKSHOP MODULAR FURNITURES**

The optimal solution to furnish your workshop, your garage or your racing corner

- 2 WALL CABINET WITH SPRING GAS [A007/01]
- 1 TALL CABINETS WITH 3 SHELVES [A007/02]
- 1 MULTI FUNCTION CABINET [A007/06]
- 2 PANELS CONNECTORS [A007/07]
- 1 WOOD PLATE [A007/08]
- 2 HANGING PANELS [A007/10]
- 1 HALF PANEL CONNECTOR [A007/11]
- 1 TOOL CABINET WITH 7 DRAWERS ON BALL BEARING SLIDE [A007/17]

Dimensions 1960 x 498 x 2000h mm



**A008I**

€ 2430,00

**WITH STAINLESS STEEL PLATES**

**A007L**

€ 5110,00

**WORKSHOP MODULAR FURNITURES**

The optimal solution to furnish your workshop, your garage or your racing corner

- 4 WALL CABINET WITH SPRING GAS [A007/01]
- 2 TALL CABINETS WITH 3 SHELVES [A007/02]
- 1 DOOR CABINET WITH ONE SHELF [A007/03]
- 1 TOOL CABINET WITH 4 DRAWERS ON BALL BEARING SLIDE [A007/04]
- 1 MULTI FUNCTION CABINET [A007/06]
- 6 PANELS CONNECTORS [A007/07]
- 2 WOOD PLATES [A007/08]
- 4 HANGING PANELS [A007/10]
- 2 HALF PANEL CONNECTORS [A007/11]
- 2 CORNER HANGING PANELS [A007/12]
- 1 CORNER CABINET [A007/13]
- 1 CORNER WOOD PLATE [A007/14]
- 1 CORNER DOOR CABINET [A007/15]
- 1 TOOL CABINET WITH 7 DRAWERS ON BALL BEARING SLIDE [A007/17]



Dimensions 2800 x 2800 x 2000h mm  
Depth 498 mm

**A008L**

€ 5380,00

**WITH STAINLESS STEEL PLATES**

**A007M**


€ 1560,00

**WORKSHOP MODULAR FURNITURES**

The optimal solution to furnish your workshop, your garage or your racing corner

- 2 WALL CABINET WITH SPRING GAS [A007/01]
- 1 DOOR CABINET WITH ONE SHELF [A007/03]
- 1 TOOL CABINET WITH 5 DRAWERS ON BALL BEARING SLIDE [A007/05]
- 2 PANELS CONNECTORS [A007/07]
- 1 WOOD PLATE [A007/08]
- 2 HANGING PANELS [A007/10]
- 2 HALF PANEL CONNECTORS [A007/11]

Dimensions 1360 x 498 x 2000h mm



**A008M**

€ 1650,00

**WITH STAINLESS STEEL PLATES**

**A007N**

€ 2510,00

**WORKSHOP MODULAR FURNITURES**

The optimal solution to furnish your workshop, your garage or your racing corner

- 3 WALL CABINET WITH SPRING GAS [A007/01]
- 1 DOOR CABINET WITH ONE SHELF [A007/03]
- 1 TOOL CABINET WITH 4 DRAWERS ON BALL BEARING SLIDE [A007/04]
- 1 TOOL CABINET WITH 5 DRAWERS ON BALL BEARING SLIDE [A007/05]
- 3 PANELS CONNECTORS [A007/07]
- 1 WOOD PLATE [A007/08]
- 3 HANGING PANELS [A007/10]
- 2 HALF PANEL CONNECTORS [A007/11]

Dimensions 2040 x 498 x 2000h mm



**A008N**

€ 2630,00

**WITH STAINLESS STEEL PLATES**

**A007P**

€ 4700,00

**WORKSHOP MODULAR FURNITURES**

The optimal solution to furnish your workshop, your garage or your racing corner


- 4 WALL CABINET WITH SPRING GAS [A007/01]
- 2 TALL CABINETS WITH 3 SHELVES [A007/02]
- 1 DOOR CABINET WITH ONE SHELF [A007/03]
- 1 MULTIFUNCTION CABINET [A007/06]
- 5 PANELS CONNECTORS [A007/07]
- 1 WOOD PLATE [A007/09]
- 4 HANGING PANELS [A007/10]
- 1 TOOL CABINET WITH 7 DRAWERS ON BALL BEARING SLIDES [A007/16]
- 1 WOOD PLATE [A007/19]
- 1 TOOL CABINET WITH 9 DRAWERS ON BALL BEARING SLIDES [A007/20]

Dimensions 3920 x 498 x 2000h mm

**A008P**

€ 4910,00

**WITH STAINLESS STEEL PLATES**



**A007Q**

€ 2430,00

**WORKSHOP MODULAR FURNITURES**

The optimal solution to furnish your workshop, your garage or your racing corner

- 2 WALL CABINET WITH SPRING GAS [A007/01]
- 1 TALL CABINET WITH 3 SHELVES [A007/02]
- 1 TOOL CABINET WITH 4 DRAWERS ON BALL BEARING SLIDE [A007/04]
- 2 PANELS CONNECTORS [A007/07]
- 1 WOOD PLATE [A007/08]
- 2 HANGING PANELS [A007/10]
- 1 HALF PANEL CONNECTOR [A007/11]
- 1 TOOL CABINET WITH 9 DRAWERS ON BALL BEARING SLIDE [A007/20]

Dimensions 1960 x 498 x 2000h mm

**A008Q**

€ 2530,00

**WITH STAINLESS STEEL PLATES**



**A007R**

€ 1040,00

**WORKSHOP MODULAR FURNITURES**

The optimal solution to furnish your workshop, your garage or your racing corner

- 1 WALL CABINET WITH SPRING GAS [A007/01]
- 2 PANELS CONNECTORS [A007/07]
- 1 HANGING PANEL [A007/10]
- 2 HALF PANEL CONNECTORS [A007/11]
- 1 WOOD PLATE [A007/19]
- 1 TOOL CABINET WITH 9 DRAWERS ON BALL BEARING SLIDE [A007/20]

Dimensions 680 x 498 x 2000h mm

**A008R**

€ 1100,00

**WITH STAINLESS STEEL PLATES**



**A007S**

€ 2820,00

**WORKSHOP MODULAR FURNITURES**

The optimal solution to furnish your workshop, your garage or your racing corner

- 3 WALL CABINET WITH SPRING GAS [A007/01]
- 1 TALL CABINET WITH 3 SHELVES [A007/02]
- 1 DOOR CABINET WITH ONE SHELF [A007/03]
- 3 PANELS CONNECTORS [A007/07]
- 1 WOOD PLATE [A007/09]
- 3 HANGING PANELS [A007/10]
- 1 HALF PANEL CONNECTOR [A007/11]
- 1 TOOL CABINETS WITH 9 DRAWERS ON BALL BEARING SLIDES [A007/20]
- 1 TROLLEY WITH 3 SHELVES [A007/22]

Dimensions 2640 x 498 x 2000h mm

**A008S**

€ 2920,00

**WITH STAINLESS STEEL PLATES**





**A007T**

€ 2250,00

**WORKSHOP MODULAR FURNITURES**

The optimal solution to furnish your workshop, your garage or your racing corner

- 2 WALL CABINET WITH SPRING GAS [A007/01]
- 1 DOOR CABINET WITH ONE SHELF [A007/03]
- 1 TOOL CABINETS WITH 5 DRAWERS ON BALL BEARING SLIDES [A007/05]
- 2 PANELS CONNECTORS [A007/07]
- 1 WOOD PLATE [A007/08]
- 2 HANGING PANELS [A007/10]
- 1 HALF PANEL CONNECTOR [A007/11]
- 1 2 DOOR TALL CABINET WITH 3 SHELVES [A007/23]

Dimensions 2275 x 498 x 2000h mm



**A008T** € 2350,00

WITH STAINLESS STEEL PLATES

**A007U**

€ 2960,00

**WORKSHOP MODULAR FURNITURES**

The optimal solution to furnish your workshop, your garage or your racing corner

- 3 WALL CABINET WITH SPRING GAS [A007/01]
- 1 TALL CABINET WITH 3 SHELVES [A007/02]
- 1 DOOR CABINET WITH ONE SHELF [A007/03]
- 3 PANELS CONNECTORS [A007/07]
- 1 WOOD PLATE [A007/09]
- 3 HANGING PANELS [A007/10]
- 1 HALF PANEL CONNECTOR [A007/11]
- 1 TOOL CABINET WITH 7 DRAWERS ON BALL BEARING SLIDES [A007/17]
- 1 HOSE REELS CABINET [A007/18]

Dimensions 2640 x 498 x 2000h mm



**A008U** € 3080,00

WITH STAINLESS STEEL PLATES

**A007UF**

€ 3240,00

**WORKSHOP MODULAR FURNITURES**

The optimal solution to furnish your workshop, your garage or your racing corner

- 3 WALL CABINET WITH SPRING GAS [A007/01]
- 1 TALL CABINET WITH 3 SHELVES [A007/02]
- 1 DOOR CABINET WITH ONE SHELF [A007/03]
- 3 PANELS CONNECTORS [A007/07]
- 1 WOOD PLATE [A007/09]
- 3 HANGING PANELS [A007/10]
- 1 HALF PANEL CONNECTOR [A007/11]
- 1 TOOL CABINET WITH 7 DRAWERS ON BALL BEARING SLIDES [A007/17]
- 1 HOSE REELS CABINET [A007/18]
- 1 AUTO RE-ENTERING CABLE REEL [0621/A3]
- 1 AUTO REWIND AIR HOSE REEL [0481/15]

Dimensions 2640 x 498 x 2000h mm



**A008UF** € 3340,00

WITH STAINLESS STEEL PLATES



**A007V**

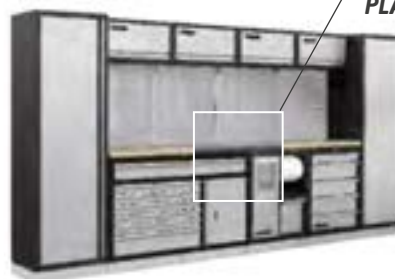
€ 4700,00

**WORKSHOP MODULAR FURNITURES**

The optimal solution to furnish your workshop, your garage or your racing corner

- 4 WALL CABINET WITH SPRING GAS [A007/01]
- 2 TALL CABINETS WITH 3 SHELVES [A007/02]
- 1 TOOL CABINET WITH 5 DRAWERS ON BALL BEARING SLIDES [A007/05]
- 1 MULTIFUNCTION CABINET [A007/06]
- 5 PANELS CONNECTORS [A007/07]
- 1 WOOD PLATE [A007/08]
- 4 HANGING PANELS [A007/10]
- 1 LARGE AMERICAN TOOL CABINET [A007/21]

Dimensions 3920 x 498 x 2000h mm



**A008V** € 4890,00

WITH STAINLESS STEEL PLATES



**A007/02 € 624,00**

**TALL CABINET**

With 3 shelves



Dimensions	600 x 458 x 2000 mm
Door dimensions	510 x 1810 mm
Internal depth	410 mm
Maximum capacity	180 kg

**A007/23 € 791,00**

**2 DOOR TALL CABINET**

With 3 shelves



Dimensions	915 x 458 x 2000 mm
Door dimensions	510 x 1810 mm
Internal depth	410 mm
Maximum capacity	300 kg

**A007/03 € 313,00**

**DOOR CABINET**

With one shelf



Dimensions	680 x 458 x 910 mm
Door dimensions	710 x 295 mm
Internal depth	445 mm
Maximum capacity	60 kg

**A007/06 € 394,00**

**MULTIFUNCTION CABINET**



Dimensions	680 x 458 x 910 mm
Door dimensions	710 x 295 mm
Internal depth	445 mm
Drawer dimensions	240 x 300 mm
Maximum paper roll height	240 mm
Maximum capacity	90 kg

**A007/18 € 481,00**

**HOSE REELS CABINET**



Dimensions	680 x 458 x 910 mm
Drawer capacity	30 kg

**A007/04 € 504,00**

**TOOL CABINET WITH 4 DRAWERS**

On ball bearing slide



Dimensions	680 x 458 x 910 mm
Drawer dimensions	550 x 400 mm
Drawers height	1 x 68 mm - 1 x 145 mm - 2 x 214 mm
Drawer capacity	30 kg

**A007/05 € 539,00**

**TOOL CABINET WITH 5 DRAWERS**

On ball bearing slide



Dimensions	680 x 458 x 910 mm
Drawer dimensions	550 x 400 mm
Drawers height	1 x 68 mm - 4 x 145 mm
Drawer capacity	30 kg

**A007/17 € 580,00**

**TOOL CABINET WITH 7 DRAWERS**

On ball bearing slide



Dimensions	680 x 458 x 910 mm
Drawer dimensions	550 x 400 mm
Drawers height	5 x 74.5 mm - 2 x 153.5 mm
Drawer capacity	30 kg



**A007/20** € 664,00

**TOOL CABINET WITH 9 DRAWERS**

On ball bearing slide



Dimensions	680 x 458 x 910 mm
Drawer dimensions	550 x 400 mm
Drawers height	9 x 74,5 mm
Drawer capacity	30 kg

**A007/16** € 624,00

**ROLLING CABINET**

With 7 drawers on ball bearing slide



Dimensions	660 x 455 x 860 mm
Drawer dimensions	525 x 400 mm
Internal depth	6 x 68 mm - 1 x 145 mm
Drawer capacity	30 kg

**A007/21** € 1140,00

**LARGE AMERICAN TOOL CABINET**

With stainless steel top



Dimensions	1360 x 458 x 948,5 mm
Door dimensions	535 x 430 mm
Drawer dimensions	1 - 1285 x 400 mm   6 - 810 x 400 mm
Drawers height	1 x 123,5 mm - 5 x 74,5 mm - 1 x 153,5 mm
Drawer capacity	30 kg

**A007/10** € 88,60

**HANGING PANEL**



Dimensions	1052 x 614,5 x 24 mm
Maximum capacity	10 kg

**A007/22** € 253,00

**TROLLEY**

With 3 shelves



Dimensions	648 x 458 x 865 mm
------------	--------------------

**A007/21** € 1040,00

**LARGE AMERICAN TOOL CABINET**

With wooden top



Dimensions	1360 x 458 x 945 mm
Door dimensions	535 x 430 mm
Drawer dimensions	1 - 1285 x 400 mm   6 - 810 x 400 mm
Drawers height	1 x 123,5 mm - 5 x 74,5 mm - 1 x 153,5 mm
Drawer capacity	30 kg

**A007/01** € 180,00

**WALL CABINET**

With spring gas



Dimensions	680 x 281 x 350 mm
Door dimensions	610 x 280 mm
Internal depth	280 mm
Maximum capacity	15 kg

**A007/07** € 22,20

**PANELS CONNECTOR**



**A007/11** € 20,00

**HALF PANEL CONNECTOR**



**A007-xP**

**WORK PLATES**

Art.	€	Module	Material	Dimensions	Thickness
A007/08	€ 162,00	2	Wood	1360 x 460 mm	35 mm
A007/08I	€ 263,00	2	Stainless steel	1360 x 460 mm	35 mm
A007/09	€ 256,00	3	Wood	2040 x 460 mm	35 mm
A007/09I	€ 373,00	3	Stainless steel	2040 x 460 mm	35 mm
A007/19	€ 91,80	1	Wood	680 x 460 mm	35 mm
A007/19I	€ 158,00	1	Stainless steel	680 x 460 mm	35 mm



**A007/LED**

€ 41,10

**LED LIGHT FOR WORKSHOP MODULAR FURNITURES**

With bi-adhesive tape, to be used in coupling with A007/Led/C charger. Two Led strips can be connected in series.



Box

**A007/LED/C**

€ 18,00

**LED LIGHT POWER SUPPLY**



Box

**P40VD**

€ 10,00

**FOOTBOARDS**

Mountable polypropylene, green draining self locking footboard



Dimensions 400 x 400 x 48 mm  
Pcs. - Pallet 120 = 20 m2

**PSV-F**

€ 7,20

**POLYPROPYLENE SLIDE**

Mountable for footboards, green, female (without hooks)



Dimensions 205 x 400 x 48 mm

**PSV-M**

€ 7,20

**POLYPROPYLENE SLIDE**

Mountable for footboards, green, male (with hooks)



Dimensions 205 x 400 x 48 mm

**PAV**

€ 10,10

**CORNER SLIDES**

For mountable polypropylene footboards, kit of 4 green corner slides



4 Pcs

Dimensions 200 x 200 x 270 x 48 mm



**B015** € 548,00

**STEEL WORKBENCH KIT**

With steel top and two lockable drawers



Bench dimensions	1500 x 645 x 865h mm
Legs thickness	1 mm
Plate thickness	2 mm
Capacity	800 kg
Drawer dimensions	433 x 347 x 122h mm
Drawer capacity	30 kg
Net weight	62 kg

**B015/10** € 306,00

**WORKBENCH KIT**

With steel top and lockable drawer



Dimensions	1000 x 640 x 865h mm
Legs thickness	2 mm
Plate thickness	2 mm
Capacity	600 kg
Drawer dimensions	433 x 347 x 122h mm
Drawer capacity	30 kg
Net weight	55 kg

**B022/10** € 358,00

**WORKBENCH KIT**

With wood press top and a lockable drawer



Dimensions	1000 x 640 x 865h mm
Legs thickness	2 mm
Plate thickness	38 mm
Capacity	350 kg
Drawer dimensions	400 x 344 x 125h mm
Drawer capacity	50 kg
Net weight	47 kg

**B022/15** € 516,00

**WORKBENCH KIT**

With wood press top and 2 lockable drawers



Dimensions	1500 x 640 x 865h mm
Legs thickness	2 mm
Plate thickness	38 mm
Capacity	350 kg
Drawer dimensions	400 x 344 x 125h mm
Drawer capacity	50 kg
Net weight	75 kg

**B017** € 364,00

**WORKBENCH KIT**



Bench dimensions	1524 x 650 x 845h mm
Legs thickness	1,0 mm
Plate thickness	40 mm
Capacity	280 kg
Net weight	42,5 kg

**B017/C** € 73,80

**DRAWER RACK WITH LOCK**

On ball bearing made of steel, suitable to benches of other brands



Overall dimensions	680 x 270 x 130 mm
Internal dimensions	640 x 260 x 90 mm
Capacity	18,5 kg
Net weight	4,3 kg



**B009/A1** € 516,00

**WORKBENCH KIT**

With wood press top, 3 lockable drawers, 1 shelf and adjustable feet



Dimensions	1200 x 600 x 865h mm
Legs thickness	2 mm
Plate thickness	36 mm
Capacity	350 kg
Net weight	62 kg

**B009/B1** € 601,00

**WORKBENCH KIT**

With wood press top, 3 lockable drawers, 1 shelf with door and adjustable feet



Dimensions	1200 x 600 x 865h mm
Legs thickness	2 mm
Plate thickness	36 mm
Capacity	350 kg
Net weight	64,5 kg

**B009/A2** € 813,00

**WORKBENCH KIT**

With wood press top, 3 lockable drawers, 1 door and shelf and adjustable feet



Dimensions	1690 x 600 x 865 mm
Legs thickness	2 mm
Plate thickness	36 mm
Capacity	350 kg
Net weight	84 kg

**B009/B2** € 854,00

**WORKBENCH KIT**

With wood press top, 3 lockable drawers, 2 shelves with door and adjustable feet



Dimensions	1690 x 600 x 865 mm
Legs thickness	2 mm
Plate thickness	36 mm
Capacity	350 kg
Net weight	90 kg

**B019** € 548,00

**FOLDABLE HEAVY DUTY WORKBENCH**

Made of steel, tear down structure with 2 powerful gas struts, peg board 1195 x 458 x 20 mm, main leg height 1380mm, total width for the product 1280mm, depth of the open/close product 648/130mm at a height of 330mm, auto-lock with handle in the corner of top plate, peg board with holes Ø 4mm, distance between centers holes 25mm for hooks with wire Ø 3mm.



Plate Dimensions	1195 x 648 x 41 mm
Slot distance	25 mm
Capacity	225 kg
Net weight	45 kg

**B019/G030** € 11,50

**HOOK SET**



10 Pcs

Length	30 mm
Pins center distance	25 mm



**Gx**

**HOOKS SET**



10 Pcs

Art.	€	Pins center distance	Length
G050	€ 11,50	30 mm	80 mm
G130	€ 16,10	30 mm	155 mm





**P009** € 191,00

**WALLCABINET KIT**



Cabinet dimensions	1200 x 200 x 600h mm
Steel thickness	0,8 mm
Internal shelves	4
Hooks	18 (6 + 6 + 6)
Slot distance	30 mm
Net weight	17 kg

**A100** € 275,00

**CABINET**

With 1 drawer, slide on bearing with locking device



Cabinet dimensions	500 x 460 x 1000h mm
Steel thickness	1 mm
Internal shelves	2
Maximum capacity	100 kg
Shelf capacity	25 kg
Net weight	35 kg

**A300** € 440,00

**CABINET**

With 2 drawers, slide on ball bearing with locking device



Cabinet dimensions	1000 x 460 x 1000h mm
Steel thickness	1 mm
Internal shelves	2
Maximum capacity	150 kg
Shelf capacity	25 kg
Net weight	62 kg

**C800** **PRO** € 947,00

**TOOL CABINET**

With 8 drawers, slide on bearing with locking device, without internal dividers



Drawer capacity	50 kg
External Dimensions	630 x 550 x 930h mm
Drawer dimensions	517 x 440 mm
Drawers height	8 x 73 mm
Net weight	58 kg

**C600** **PRO** € 764,00

**TOOL CABINET**

With 6 drawers, slide on bearing with locking device, without internal dividers



Drawer capacity	50 kg
External Dimensions	630 x 550 x 930h mm
Drawer dimensions	517 x 440 mm
Drawers height	6 x 115 mm
Net weight	53 kg

**C603** **PRO** € 920,00

**TOOL CABINET**

With 6 drawers, slide on bearing with locking device, without internal dividers



Drawer capacity	50 kg
External Dimensions	630 x 550 x 930h mm
Drawer dimensions	517 x 440 mm
Drawers height	3 x 73 mm - 2 x 115 mm - 1 x 175 mm
Net weight	53,5 kg

**C800- PRO**

**"A" DRAWER DIVIDERS**

Example dividers setting



Art.	€	Longitudinal divider	Transversal divider
C800/CC	€ 56,70	440 x 70h mm	-
C800/LL	€ 62,40	-	517 x 70h mm

**C600- PRO**

**"B" DRAWER DIVIDERS**

Example dividers setting



Art.	€	Longitudinal divider	Transversal divider
C600/C	€ 123,00	440 x 110h mm	-
C600/L	€ 28,40	-	120 x 110h mm

**C603- PRO**

**"C" DRAWER DIVIDERS**

Example dividers setting




Art.	€	Longitudinal divider	Transversal divider
C603/C	€ 162,00	440 x 165h mm	-
C603/L	€ 33,90	-	120 x 165h mm

**C080-**

**DRAWER UNITS WITH TRANSPARENT PULL-OUT DRAWERS**

Modular and stackable



Art.	€	External Dimensions	Drawer dimensions	Drawers number
C080/3	€ 61,00	382 x 290 x 230h mm	372 x 285 x 73h mm	3
C080/6	€ 60,60	382 x 290 x 230h mm	184 x 285 x 73h mm	6
C080/9	€ 61,80	382 x 290 x 230h mm	122 x 285 x 73h mm	9

**C700 € 618,00**

**STEEL STORAGE CHEST WITH PLASTIC CASES**

Lower box with key lock and upper zone with 7 tool boxes with central lock 4 x C360 + 3 x C371.



Dimensions	490 x 343 x 987h mm
Net weight	27 kg

**C085-**

**DRAWER UNITS WITH TRANSPARENT PULL-OUT DRAWERS**

Modular and stackable



Art.	€	External Dimensions	Drawer dimensions	Drawers number
C085/12	€ 37,00	382 x 148 x 230h mm	122 x 145 x 55h mm	12
C085/16	€ 37,00	382 x 148 x 230h mm	90 x 145 x 55h mm	16
C085/24	€ 41,60	382 x 148 x 230h mm	59 x 145 x 55h mm	24



**C086/01C**

€ 16,80

**MODULAR DRAWER UNIT WITH PULL-OUT DRAWERS**

Connectable with other drawers through guides to create infinite combinations. Equipped with drawer locking to prevent the contents from accidentally falling and rear fixing holes for wall mounting. Made of resistant plastic, it is suitable for use in the construction site, at home and in the workshop.



Dimensions	295 x 165 x 200h mm
Drawers number	1
Drawer dimensions	250 x 150 x 150 mm



**C086/01T**

€ 16,80

**MODULAR DRAWER UNIT WITH PULL-OUT TRAYS**

Connectable with other drawers through guides to create infinite combinations. Equipped with trays locking to prevent the contents from accidentally falling and rear fixing holes for wall mounting. Made of resistant plastic, it is suitable for use in the construction site, at home and in the workshop.



Dimensions	295 x 165 x 200h mm
Drawers number	1
Drawer dimensions	250 x 160 x 150 mm

**C086/02C**

€ 19,00

**MODULAR DRAWER UNIT WITH PULL-OUT DRAWERS**

Connectable with other drawers through guides to create infinite combinations. Equipped with drawer locking to prevent the contents from accidentally falling and rear fixing holes for wall mounting. Made of resistant plastic, it is suitable for use in the construction site, at home and in the workshop.




Dimensions	295 x 165 x 200h mm
Drawers number	2
Drawer dimensions	250 x 160 x 70 mm

**C086/02T**

€ 19,50

**MODULAR DRAWER UNIT WITH PULL-OUT TRAYS**

Connectable with other drawers through guides to create infinite combinations. Equipped with trays locking to prevent the contents from accidentally falling and rear fixing holes for wall mounting. Made of resistant plastic, it is suitable for use in the construction site, at home and in the workshop.



Dimensions	295 x 165 x 200h mm
Drawers number	2
Drawer dimensions	250 x 160 x 70 mm

**C086/04C**

€ 20,00

**MODULAR DRAWER UNIT WITH PULL-OUT DRAWERS**

Connectable with other drawers through guides to create infinite combinations. Equipped with drawer locking to prevent the contents from accidentally falling and rear fixing holes for wall mounting. Made of resistant plastic, it is suitable for use in the construction site, at home and in the workshop.



Dimensions	300 x 200 x 165 mm
Drawers number	4
Drawer dimensions	120 x 160 x 70 mm

**C086/04T**

€ 22,20

**MODULAR DRAWER UNIT WITH PULL-OUT TRAYS**

Connectable with other drawers through guides to create infinite combinations. Equipped with trays locking to prevent the contents from accidentally falling and rear fixing holes for wall mounting. Made of resistant plastic, it is suitable for use in the construction site, at home and in the workshop.



Dimensions	295 x 165 x 200h mm
Drawers number	4
Drawer dimensions	120 x 160 x 70 mm

**C086/12C**

€ 23,20

**MODULAR DRAWER UNIT WITH PULL-OUT DRAWERS**

Connectable with other drawers through guides to create infinite combinations. Equipped with drawer locking to prevent the contents from accidentally falling and rear fixing holes for wall mounting. Made of resistant plastic, it is suitable for use in the construction site, at home and in the workshop.



Dimensions	295 x 165 x 200h mm
Drawers number	12
Drawer dimensions	60 x 160 x 50 mm

**C086/04C/D**

**NEW** € 1,90

**DIVIDER KIT FOR MODULAR DRAWER UNIT**



4 Pcs

Dimensions	111 x 63 mm
Pack	5

**C086/12C/D**

**NEW** € 3,04

**DIVIDER KIT FOR MODULAR DRAWER UNIT**



12 Pcs

Dimensions	49.5 x 41 mm
Pack	5



**C090-**

**UNIVERSAL STORAGE BIN**

Modular and stackable



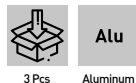
Art.	€	Dimensions
C090/2	€ 2,66	108 x 167 x 75h mm
C090/3	€ 5,30	151 x 237 x 126h mm
C090/4	€ 11,80	213 x 350 x 164h mm
C090/5	€ 19,50	310 x 490 x 190h mm
C090/6	€ 39,20	380 x 610 x 250h mm

**0849**

€ 239,00

**ALUMINUM CASE SET**

Ergonomic handles and lock with key.



Cases dimensions	730 x 380 x 360h mm - 680 x 310 x 320h mm - 475 x 260 x 210h mm
Net weight	14 kg

**C087**

€ 228,00

**TOOL ROLLING CABINET**

Separable into 3 pieces.



Dimensions	560 x 350 x 770h mm
Capacity	40 kg
Net weight	14 kg



**0382-**

**ALUMINUM CASE**

With key lock.



Art.	€	External Dimensions	Internal dimensions	Net weight
0382	€ 1000,00	760 x 335 x 250h mm, 1240 x 385 x 385h mm, 1445 x 520 x 460h mm	710 x 285 x 225h mm, 1185 x 335 x 365h mm, 1395 x 435 x 440h mm	40 kg
0382/02	€ 180,00	760 x 335 x 250h mm	745 x 310 x 225h mm	6 kg
0382/03	€ 306,00	1240 x 385 x 385h mm	1185 x 335 x 365h mm	14 kg
0382/04	€ 543,00	1445 x 520 x 460h mm	1405 x 365 x 440h mm	21 kg

**0363-**

**3 PCS STEEL CASE SET**

Padlockable.



Art.	€	External Dimensions	Internal dimensions	Net weight
0363	€ 1040,00	770 x 420 x 305h mm, 915 x 440 x 565h mm, 1220 x 620 x 700h mm	750 x 400 x 300h mm, 825 x 350 x 430h mm, 1130 x 520 x 600h mm	107 kg
0363/30	€ 190,00	770x420x305h mm	750 x 400 x 300h mm	14,5 kg
0363/36	€ 243,00	915 x 440 x 565h mm	825 x 350 x 430h mm	35 kg
0363/48	€ 686,00	1220 x 620 x 700h mm	1130 x 520 x 600h mm	57 kg



**C670** € 1170,00

**TOOL ROLLING CABINET**

Composed of 6 ball bearing drawers, 1 large storage with door compartment and 2 drawers, 2 swivel and 2 fixed casters, paper-roll dispenser equipped



Dimensions	1200 x 460 x 1060h mm
Plate Dimensions	1020 x 455 x 15h mm
Cabinet dimensions	320 x 410 x 630h mm
Cabinet drawers	n°2 290 x 400 x 65h mm
Drawer capacity	25 kg
Drawer dimensions	1 - 900 x 405 mm   5 - 535 x 405 mm
Drawers height	1 x 85 mm - 1 x 40 mm - 2 x 70 mm - 1 x 150 mm - 1 x 230 mm
Net weight	97 kg

**C980** € 1030,00

**TOOL ROLLING CABINET**

7 drawers, with 2 side storage compartments , ball bearing equipped drawers with central lock, 12 hooks and 10 plastic bins included, 2 swivel and 2 fixed casters



Drawer capacity	25 kg
Tool cabinet size	890 x 530 x 1030h mm
Drawer dimensions	565 x 405 mm
Drawers height	3 x 50 mm - 3 x 105 mm - 1 x 165 mm
Net weight	100 kg

**C190** € 791,00

**7 DRAWERS ROLLER CABINET**

With anti-rolling system. it's possible to open only one drawer at one time; worktop made of plastic and wood with practical compartments, retractable shelf and integrated both side bottles or tool holders, screwdrivers compartment



External Dimensions	1000 x 470 x 920h mm
Drawer dimensions	560 x 400 mm
Drawers height	1 x 170 mm - 2 x 40 mm - 4 x 60 mm
Net weight	73 kg

**C960/F6** € 538,00

**TOOL ROLLING CABINET WITH 6 DRAWERS**

Ball bearing equipped safety drawers with central locking, paper dispenser and tray, 2 swivel and 2 fixed casters



Dimensions	890 x 458 x 994 mm
Drawer dimensions	565 x 405 mm
Drawers height	3 x 65 mm - 3 x 145 mm
Drawer capacity	25 kg
Net weight	61 kg

**C960/F7 € 591,00**

**TOOL ROLLING CABINET WITH 7 DRAWERS**

Ball bearing equipped safety drawers with central locking, paper dispenser and tray, 2 swivel and 2 fixed casters



Dimensions	890 x 458 x 994 mm
Drawer dimensions	565 x 405 mm
Drawers height	5 x 65 mm - 2 x 145 mm
Drawer capacity	25 kg
Net weight	62 kg

**C960/F8 € 643,00**

**TOOL ROLLING CABINET WITH 8 DRAWERS**

Ball bearing equipped safety drawers with central locking, paper dispenser and tray, 2 swivel and 2 fixed casters



Dimensions	890 x 458 x 994 mm
Drawer dimensions	565 x 405 mm
Drawers height	7 x 65 mm - 1 x 145 mm
Drawer capacity	25 kg
Net weight	65 kg

**C960/B6 € 538,00**

**TOOL ROLLING CABINET WITH 6 DRAWERS**

Ball bearing equipped safety drawers with central locking, paper dispenser and tray, 2 swivel and 2 fixed casters



Dimensions	890 x 458 x 994 mm
Drawer dimensions	565 x 405 mm
Drawers height	3 x 65 mm - 3 x 145 mm
Drawer capacity	25 kg
Net weight	61 kg

**C960/B7 € 591,00**

**TOOL ROLLING CABINET WITH 7 DRAWERS**

Ball bearing equipped safety drawers with central locking, paper dispenser and tray, 2 swivel and 2 fixed casters



Dimensions	890 x 458 x 994 mm
Drawer dimensions	565 x 405 mm
Drawers height	5 x 65 mm - 2 x 145 mm
Drawer capacity	25 kg
Net weight	62 kg



**C960/B8** € 643,00

**TOOL ROLLING CABINET WITH 8 DRAWERS**

Ball bearing equipped safety drawers with central locking, paper dispenser and tray, 2 swivel and 2 fixed casters



Dimensions	890 x 458 x 994 mm
Drawer dimensions	565 x 405 mm
Drawers height	7 x 65 mm - 1 x 145 mm
Drawer capacity	25 kg
Net weight	65 kg

**C900/B** € 438,00

**TOOL ROLLING CABINET**

Composed of 6 drawers with central locking, 2 swivel and 2 fixed casters



Dimensions	685 x 455 x 850h mm
Drawer capacity	25 kg
Drawer dimensions	585 x 410 mm
Drawers height	2 x 45 mm - 2 x 100 mm - 2 x 150 mm
Net weight	44 kg

**C900/A** € 285,00

**TOOL CHEST**

With 6 drawers with central lock and portable tray



Dimensions	660 x 322 x 380h mm
Drawer dimensions	2 174 x 285 mm - 1 232 x 285 mm - 3 580 x 285 mm
Drawers height	5 x 45 mm - 1 x 70 mm
Net weight	22 kg

**C902/B** € 349,00

**TOOL ROLLING CABINET**

Composed of 3 drawers roll-wagon with central locking, 2 swivel and 2 fixed casters



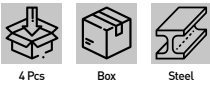

Compartment dimensions	575 x 430 x 315h mm
Dimensions	680 x 435 x 780h mm
Drawer capacity	25 kg
Net weight	27 kg



**0466/4V** € 35,40

**MAGNETIC TOOL TRAY SET**

Made of painted steel, to organize the best working place

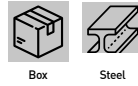



Overall dimensions	310 x 130 x 120h mm; 270 x 130 x 120h mm; 210 x 130 x 120h mm; 150 x 130 x 120h mm
Capacity	1,17 kg; 1 kg; 0,77 kg; 0,6 kg
Steel thickness	0,7 mm

**0466/CV** € 14,80

**MAGNETIC HANGING TRAY WITH SCREWDRIVERS HOLDER**

Made of painted steel, to organize the best working place

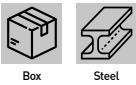


Dimensions	360 x 130 x 110h mm
Drawer dimensions	305 x 115 x 30h mm
Holes	6 x Ø 10 mm
Capacity	3.18 kg
Steel thickness	1 mm

**0466/PB** € 8,50

**MAGNETIC SOCKETS HOLDER**

Made of painted steel, to organize the best working place

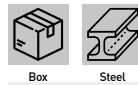


Overall dimensions	280 x 45 x 90h mm
Sockets sizes	1/4" - 3/8" - 1/2"
Steel thickness	0,9 mm

**0466/SC** € 16,80

**3 HOLE MAGNETIC SPRAY CANS AND 7 SCREWDRIVERS HOLDER**

Made of painted steel, to organize the best working place



Overall dimensions	130 x 300 x 130h mm
Holes	3 x Ø 75 mm; 2 x Ø 12 mm; 1 x Ø 11 mm; 1 x Ø 10 mm; 1 x Ø 9 mm; 2 x Ø 7,5 mm
Capacity	1,19 kg
Steel thickness	0,8 mm

**0323/45** € 49,10

**TOOL CHEST**

With 5 trays.



Dimensions	450 x 200 x 205 h mm
Net weight	4 kg

**0323/55** € 55,70

**TOOL CHEST**

With 5 trays.




Dimensions	550 x 200 x 205h mm
Net weight	4,5 kg

**0423/1** € 32,80

**TOOL BOX**

With 16 small and 4 middle plastic removable trays, ideal for storing small parts. Small plastic trays dimensions: 54 x 52 x 43h mm, middle plastic trays dimensions: 54 x 105 x 43h mm. The box has two safety locks to prevent the involuntary overthrow of the hardware.



Dimensions	334 x 240 x 45 mm
------------	-------------------

**0423/2** € 38,70

**TOOL BOX**

With 29 small and 3 middle removable plastic trays, ideal for storing small parts. Small plastic trays dimensions: 54 x 52 x 43h mm, middle plastic trays dimensions: 54 x 105 x 43h mm. The box has a central safety lock to prevent the overthrow of the hardware.



Dimensions	388 x 295 x 45 mm
------------	-------------------



**0422-**

**POLYPROPYLENE BLISTER SET**

Useful for storing small items such as screws, bolts, nuts, small hooks, nails



20 Pcs

Art.	€	Dimensions
0422/B1	€ 9,20	65 x 47 x 30 mm
0422/B3	€ 16,10	75 x 60 x 40mm

**C312**

€ 8,50

**TOOL ORGANIZER BOX**

With 21 compartments and movable dividers, for storing larger items than the original magazine



Dimensions 320 x 260 x 50 mm

**C315**

€ 13,20

**TOOL ORGANIZER BOX**

With 21 compartments and movable dividers, for storing larger items than the original magazine



Dimensions 380 x 310 x 60 mm

**C313**

€ 73,80

**RACK WITH 4 PLASTIC TOOL ORGANIZER BOXES**

Modular, with 13 extractable containers of various sizes, equipped with lateral insets for stacking and rear holes for wall fixing



Dimensions 377 x 265 x 310 mm

**C360**

€ 24,90

**TOOL BOX**

With 23 compartments and 16 removable dividers



Box

Dimensions 443 x 317 x 80h mm

**C371**

€ 40,60

**TOOL BOX**

With removable 2 big trays, 3 medium trays, 6 small trays



Box

Dimensions 443 x 317 x 107h mm

**C163**

€ 15,30

**TOOL-BOX**

16", lockable, with 1 movable shelf and 2 compartments for motion work in the lid



Box

Polyprop.

Dimensions 394 x 160 x 195h mm

**C165**

€ 29,00

**TOOL-BOX**

20", with 1 movable shelf and 2 compartments for motion work in the lid



Box

Polyprop.

Dimensions 514 x 225 x 260h mm

**C648 € 56,20**

**TOOL BOX**

With movable shelf



Box

**INOX**

Dimensions	510 x 280 x 220h mm
------------	---------------------

**M13x**

**WATERPROOF TOOL CASE**

Built in pressure valve with cubed-foam interior to protect the objet stored. it is ideal for instruments and test equipment



Box



Polyprop.

Art.	€	External Dimensions	Internal dimensions	Net weight
M138	€ 66,80	465 x 360 x 175h mm	425 x 287 x 115h mm	2,9 kg
M139	€ 91,60	570 x 410 x 215h mm	505 x 353 x 140h mm	4,5 kg

**M300/B € 89,60**

**WATERPROOF TOOL CASE**

Built in pressure valve with cubed-foam interior to protect the objet stored. the superior protection from the elements, water , dust and impacts, make it suitable for a wide array of sectors and applicazions.



Box

**PP**

Polyprop.



made in italy

External Dimensions	336 x 300 x 148 mm
Internal dimensions	300 x 225 x 132 mm
Internal volume	8.91 l
Working temperature	-30 / 90°C (-22 / 194°F)
Net weight	1,6 kg

**M430/B € 121,00**

**WATERPROOF TOOL CASE**

Built in pressure valve with cubed-foam interior to protect the objet stored. the superior protection from the elements, water , dust and impacts, make it suitable for a wide array of sectors and applicazions.



Box

**PP**

Polyprop.



made in italy

External Dimensions	464 x 366 x 176 mm
Internal dimensions	426 x 290 x 159 mm
Internal volume	19.64 l
Working temperature	-30 / 90°C (-22 / 194°F)
Net weight	2,8 kg

**M505/B € 185,00**

**WATERPROOF TOOL CASE**

Built in pressure valve with cubed-foam interior to protect the objet stored. the superior protection from the elements, water , dust and impacts, make it suitable for a wide array of sectors and applicazions.



Box

**PP**

Polyprop.



made in italy

External Dimensions	555 x 428 x 211 mm
Internal dimensions	500 x 350 x 194 mm
Internal volume	33.95 l
Working temperature	-30 / 90°C (-22 / 194°F)
Net weight	3,9 kg

**M540/BT € 301,00**

**WATERPROOF TOOL CASE WITH TROLLEY**

Built in pressure valve with cubed-foam interior to protect the objet stored. the superior protection from the elements, water , dust and impacts, make it suitable for a wide array of sectors and applications.



Box

**PP**

Polyprop.



made in italy

External Dimensions	594 x 473 x 270 mm
Internal dimensions	538 x 405 x 245 mm
Internal volume	53.38 l
Working temperature	-30 / 90°C (-22 / 194°F)
Net weight	5,2 kg



**0682** € 98,60

**ABS TOOL CASE**

Tools not included



ABS

Box

A	460 mm
B	330 mm
C	150 mm
D	98 mm
E	52 mm
Capacity	25 kg
Net weight	2,9 kg

**0683** € 168,00

**TROLLEY ABS TOOL CASE**

Tools not included



ABS


Box

A	460 mm
B	330 mm
C	190 mm
D	98 mm
E	92 mm
Capacity	25 kg
Net weight	4,5 kg

**068x**

**ALUMINIUM TOOL CASE**

Tools not included



Art.	€	A	B	C	D	E	Capacity	Net weight
0680	€ 137,00	510 mm	375 mm	185 mm	110 mm	75 mm	30 kg	5 kg
0681	€ 118,00	440 mm	390 mm	185 mm	110 mm	75 mm	30 kg	4,8 kg



**0557** € 94,90

**MULTITOOL BACKPACK**

Made in polyester 1680 denier, with hard-rubber base, breathable back, extractable tool holders, laptop padded pocket with office zone, great and rugged pockets to accommodate a great number of tools



External Dimensions 370 x 160 x 460h mm  
Net weight 2,2 kg

**0395** € 56,20

**TOOL BAG**

With shoulder belt made of 1680 denier polyester, big and rugged pockets to accommodate a great number of tools



Pockets 19  
Dimensions 480 x 250 x 225h mm / 19" x 10" x 9" h mm

**0254** € 8,70

**FITTER TOOL BAG**

Leather with belt



Pockets 5

**0390** € 45,70

**TOOL BAG**

With shoulder belt made of 1680 denier polyester, big and rugged pockets to accommodate a great number of tools



Pockets 14  
Dimensions 400 x 225 x 250h mm

**0409** € 11,80

**TOOL BAG**

10 pockets with belt, made of polyester. it can be used to hold small tester, pliers, scissors, screwdrivers and other tools



Dimensions 250 x 210 x 70 mm

**0264** € 17,70

**FITTER TOOL BAG**

Leather with belt



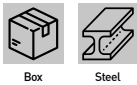
Pockets 11



**0036-**

**STEEL VICE**

Attaches directly to the work base to ensure high stability. Lateral sliding adjustment.

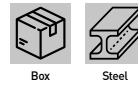


Art.	€	Jaws	Opening	Working height	Slot distance	Net weight
0036/100	€ 114,00	100 mm	105 mm	60 mm	85 mm	4,9 kg
0036/125	€ 169,00	125 mm	138 mm	75 mm	110 mm	9,5 kg
0036/150	€ 285,00	150 mm	180 mm	90 mm	150 mm	19 kg

**0036-xG**

**TABLE VICE WITH SWIVEL BASE**

Attaches directly to the work base to ensure high stability. Lateral sliding adjustment. Equipped with swivel mechanism.

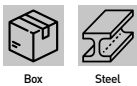


Art.	€	Jaws	Opening	Net weight
0036/100G	€ 134,00	100 mm	105 mm	5,5 kg
0036/125G	€ 184,00	125 mm	124 mm	11 kg
0036/150G	€ 316,00	150 mm	180 mm	22 kg

**0135-**

**FORGED STEEL VICE**

Attaches directly to the work base to ensure high stability. Lateral sliding adjustment.

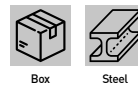


Art.	€	Jaws	Opening	Working height	Slot distance	Net weight
0135/100	€ 122,00	100 mm	125 mm	60 mm	98 mm	5,8 kg
0135/125	€ 173,00	125 mm	160 mm	70 mm	111 mm	9,8 kg
0135/150	€ 275,00	150 mm	190 mm	85 mm	136 mm	17,8 kg

**0140-**

**STEEL VICE**

Attaches directly to the work base to ensure high stability. Lateral sliding adjustment. Equipped with hose clamp. Recommended for heavy use.



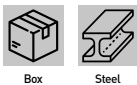
Art.	€	Jaws	Opening	Working height	Slot distance	Net weight
0140/080	€ 45,80	80 mm	80 mm	60 mm	81 mm	4 kg
0140/100	€ 53,50	100 mm	100 mm	65 mm	81 mm	5,5 kg
0140/125	€ 79,00	125 mm	125 mm	90 mm	103 mm	10 kg
0140/150	€ 99,40	150 mm	150 mm	95 mm	123 mm	14 kg

**0591-**

**PRO**

**STEEL VICE**

Attaches directly to the work base to ensure high stability. Lateral sliding adjustment. Equipped with bearing on the screw, hose clamp and interchangeable jaws.

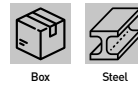


Art.	€	Jaws	Opening	Net weight
0591/100	€ 151,00	100 mm	95 mm	5,3 kg
0591/125	€ 213,00	125 mm	130 mm	11 kg
0591/150	€ 321,00	150 mm	230 mm	23 kg

**0145-**

**STEEL VICE**

Attaches directly to the work base to ensure high stability. Equipped with hose clamp.

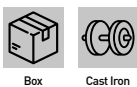


Art.	€	Jaws	Pipe jaws	Opening	Working height	Slot distance	Net weight
0145/80	€ 38,70	80 x 20 mm	No	80 mm	58 mm	76 mm	3,7 kg
0145/100	€ 43,00	100 x 20 mm	Yes	100 mm	70 mm	85 mm	5,2 kg
0145/125	€ 57,20	125 x 20 mm	Yes	125 mm	75 mm	90 mm	7,4 kg
0145/150	€ 93,10	150 x 27 mm	Yes	150 mm	95 mm	105 mm	12 kg

**0174-**

**SG IRON BENCH VICE**

Attaches directly to the work base to ensure high stability. Equipped with interchangeable jaws.

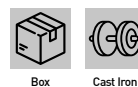


Art.	€	Jaws	Opening	Working height	Slot distance	Net weight
0174/100	€ 61,10	100 x 20 mm	100 mm	50 mm	85 mm	4,8 kg
0174/125	€ 76,20	125 x 22 mm	130 mm	60 mm	95 mm	7,7 kg
0174/150	€ 95,30	150 x 22 mm	150 mm	75 mm	105 mm	10 kg

**0427-**

**SG IRON PARALLEL BENCH VICE**

Attaches directly to the work base to ensure high stability. Equipped with interchangeable jaws and prismatic guides.



Art.	€	Jaws	Opening	Net weight
0427/080	€ 71,40	80 mm	80 mm	6,5 kg
0427/100	€ 92,00	100 mm	100 mm	10 kg
0427/125	€ 122,00	135 mm	125 mm	12 kg

**0146/60 € 25,20**

**STEEL VICE WITH SWIVEL BASE**



Cast Iron

Jaws	60 mm
Opening	65 mm
Clamp capacity	51 mm
Net weight	1,5 kg

**0520-xG**

**ALUMINIUM MAGNETIC JAW PAIR WITH RUBBER FACE**

With durable rubber



Alu  
Aluminum

2 Pcs

Art.	€	Length	Height	Thickness
0520/100G	€ 14,10	100 mm	28,7 mm	10,0 mm
0520/125G	€ 16,00	125 mm	28,7 mm	10,0 mm
0520/150G	€ 17,80	150 mm	28,7 mm	10,0 mm

**0520-xP**

**PRISMATIC MAGNETIC JAW PAIR**

With trapezoidal jaws.



Alu  
Aluminum

2 Pcs

Art.	€	Length	Height	Thickness
0520/100P	€ 14,10	100 mm	28,5 mm	9,8 mm
0520/125P	€ 16,00	125 mm	28,5 mm	9,8 mm
0520/150P	€ 17,80	150 mm	28,5 mm	9,8 mm

**0520-xS**

**SERIES OF ALUMINIUM MAGNETIC JAW PAIRS**

Includes the items 0520-xA, 0520-xF, 0520-xG, 0520-xP.



Alu  
Aluminum

8 Pcs

Art.	€	Length
0520/100S	€ 42,30	100 mm
0520/125S	€ 48,00	125 mm
0520/150S	€ 53,50	150 mm

**0042-**

**ALUMINIUM MAGNETIC JAW COUPLE**

Ribbed with grooves



Alu

2 Pcs

Aluminum

Art.	€	Jaws	Height	Thickness
0042/100	€ 12,70	100 mm	28 mm	7.5 mm
0042/125	€ 19,60	125 mm	28.5 mm	7.5 mm
0042/150	€ 20,10	150 mm	28.5 mm	7.5 mm

**0520-xA**

**ALUMINIUM MAGNETIC JAW PAIR**

Ribbed with grooves



Alu  
Aluminum

2 Pcs

Art.	€	Length	Height	Thickness
0520/100A	€ 14,10	100 mm	28,3 mm	8,9 mm
0520/125A	€ 16,00	125 mm	28,3 mm	8,9 mm
0520/150A	€ 17,80	150 mm	28,3 mm	8,9 mm

**0520-xF**

**MAGNETIC JAW PAIR WITH FIBER FACE**

With strong fiber



Alu  
Aluminum

2 Pcs

Art.	€	Length	Height	Thickness
0520/100F	€ 14,10	100 mm	28,7 mm	10,3 mm
0520/125F	€ 16,00	125 mm	28,7 mm	10,3 mm
0520/150F	€ 17,80	150 mm	28,7 mm	10,3 mm





**0205**

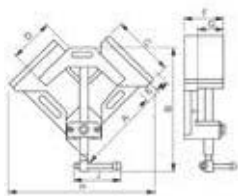
€ 31,30

**SPECIAL VICE FOR 90° WELDING**

Adjustable jaw.



**Alu**  
Aluminum



Capacity	70 mm + 70 mm		
Working height	35 mm	E	70 mm
A	150 mm	F	55 mm
B	Min 250 mm - Max 345 mm	G	49 mm
C	97 mm	H	217 mm
D	60 mm	J	92 mm

**0205/120**

**PRO** € 108,00

**SPECIAL VICE FOR 90° WELDING**

Adjustable jaw.



**Cast Iron**



Capacity	110 mm + 110 mm	D	109 mm
Working height	60 mm	E	126 mm
A	257 mm	F	90 mm
B	Min 290 mm - Max 458 mm	G	77 mm
C	135 mm	H	340 mm
		J	112 mm

**M006-**

**GENERAL USE STEEL CLAMP WITH T-SPINDLE**



Art.	€	Span x Depth	Spindle
M006/200	€ 27,20	200 x 120 mm	22 x 10,5 mm
M006/300	€ 38,10	300 x 140 mm	25 x 12 mm
M006/400	€ 38,60	420 x 120 mm	25 x 12 mm
M006/500	€ 42,90	500 x 120 mm	25 x 12 mm
M006/600	€ 61,60	600 x 120 mm	25 x 12 mm
M006/800	€ 74,00	800 x 120 mm	25 x 12 mm
M006/1000	€ 87,90	1000 x 120 mm	25 x 12 mm



**M007-**

**GENERAL USE STEEL CLAMP RATCHET**

Quick clamping.



Art.	€	Span x Depth	Spindle
M007/250	€ 53,30	250 x 120 mm	22 x 10,5 mm
M007/300	€ 61,60	300 x 140 mm	25 x 12 mm
M007/400	€ 67,20	400 x 120 mm	25 x 12 mm
M007/500	€ 72,40	500 x 120 mm	25 x 12 mm
M007/600	€ 80,60	600 x 120 mm	25 x 12 mm




**M018-**


**GENERAL USE STEEL CLAMP WITH T-SPINDLE**



Art.	€	Span x Depth	Spindle
M018/0200	€ 20,40	200 x 100 mm	19 x 9,5 mm
M018/0300	€ 24,50	300 x 100 mm	19 x 9,5 mm
M018/0400	€ 27,90	400 x 120 mm	21,5 x 10,5 mm
M018/0500	€ 30,60	500 x 120 mm	21,5 x 10,5 mm
M018/0600	€ 30,60	600 x 120 mm	21,5 x 10,5 mm
M018/0800	€ 35,60	800 x 120 mm	21,5 x 10,5 mm
M018/1000	€ 40,70	1000 x 120 mm	21,5 x 10,5 mm
M018/1200	€ 45,80	1200 x 120 mm	21,5 x 10,5 mm



**0167-  
WOOD HANDLE CLAMP**



Art.	€	Span x Depth
0167/150	€ 3,42	150 x 50 mm
0167/200	€ 6,40	200 x 80 mm
0167/250	€ 7,10	250 x 100 mm
0167/400	€ 9,70	400 x 100 mm
0167/500	€ 12,20	500 x 120 mm



**0394-  
QUICK ADJUSTABLE CLAMP**



Art.	€	Span x Depth	Spindle	Maximum torque
0394/150	€ 7,60	150 x 63 mm	18 x 5,5 mm	60 kg
0394/300	€ 10,20	300 x 63 mm	18 x 5,5 mm	60 kg
0394/450	€ 11,80	450 x 63 mm	18 x 5,5 mm	60 kg
0394/600	€ 14,30	600 x 63 mm	18 x 5,5 mm	60 kg



**0250 € 43,80  
4-WAY CLAMPING SYSTEM**

Provided in assembly kit, for doors or wooden tables (wood strips not included)



Max thickness	150 mm
---------------	--------



**0353/085 € 7,00  
POLYPROPYLENE SPRING CLAMPS SET**

Length 85mm, useful in the laboratory to facilitate the gluings and similar works.



Length	85 mm
Opening	35 mm



**0353/110 € 7,50  
POLYPROPYLENE SPRING CLAMPS SET**

110mm longs, useful in the laboratory to facilitate the gluings and similar works.



Length	110 mm
Opening	40 mm



**035x  
SPRING CLAMP**

Useful in the laboratory to facilitate the gluings and similar works.



Art.	€	Length	Opening
0353/150	€ 3,29	150 mm	55 mm
0354/225	€ 4,52	225 mm	100 mm



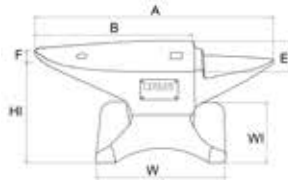




**0157-**

**C50 HARDENED STEEL ANVIL**

Sturdy construction, round hole and square hole for punching and bending.



C50

Art.	€	A	B	E	W	WI	HI	Tolerance	Net weight
0157/10	€ 112,00	345 mm	235 mm	80 mm	150 mm	110 mm	120 mm	±5%	10 kg
0157/30	€ 269,00	535 mm	360 mm	110 mm	215 mm	150 mm	160 mm	±5%	30 kg
0157/50	€ 392,00	620 mm	410 mm	140 mm	240 mm	175 mm	190 mm	±5%	50 kg
0157/100	€ 819,00	805 mm	520 mm	175 mm	315 mm	230 mm	240 mm	±5%	100 kg

**0265/05**

€ 35,00

**CAST IRON ANVIL**

Sturdy construction, round hole and square hole for punching and bending




Box

Cast Iron

A	230 mm
B	160 mm
E	57 mm
F	10,5 mm
W	112 mm
WI	85 mm
HI	95 mm
Tolerance	±5%
Net weight	5 kg



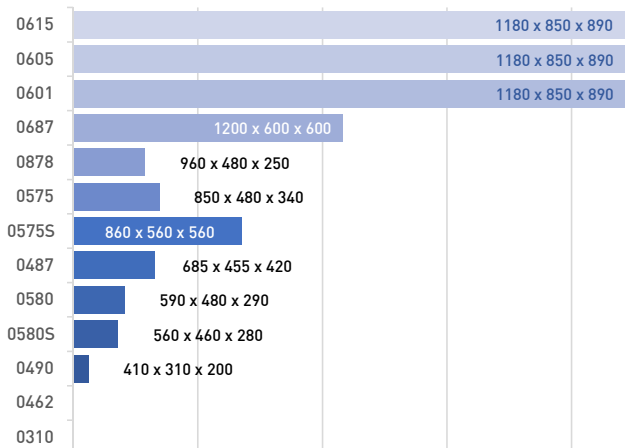




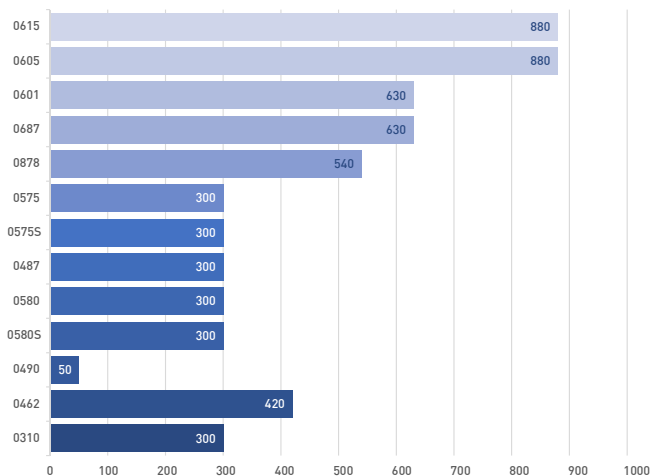
# SANDERS



Internal dimensions (mm)



Air consumption (l/min)





**0615**
**€ 4310,00**
**PRESSURE SANDBLAST CABINET**

With cyclone vacuum cleaner, HEPA filter, front opening and ceiling light with 3 fluorescent lamps.




Internal dimensions	1180 x 850 x 890 h mm
Maximum capacity	150 kg
Working pressure	6 ÷ 8 Bar
Air consumption	31 SCFM 880 l / min
Gun nozzle	Ø 6 - 7 mm

Electric vacuum	230 V 50 Hz 0.7 kW
Filtration rate	8 micron
With light	Yes
Overall dimensions	1330 x 1515 x 2070 h mm
Net weight	300 kg

**0605**
**€ 3810,00**
**SANDBLAST CABINET WITH 2 DUST COLLECTORS**

With pressurized tank to have a greater abrasive effect, 2 cyclone-type dust collectors, paper filter, front opening and ceiling light with 3 fluorescent lamps



Working area	1180 x 850 x 890 h mm
Maximum capacity	150 kg
Working pressure	6 ÷ 8 Bar
Air consumption	31 SCFM 880 l / min
Gun nozzle	Ø 6 - 7 mm

Electric vacuum	2 x 230 V 50 Hz 1,2 kW
Filtration rate	5 micron
With light	Yes
Overall dimensions	1800 x 1515 x 2070 h mm
Net weight	245 kg

**0601**
**€ 3120,00**
**SANDBLAST CABINET WITH DUST COLLECTOR**

Cyclone-type, paper filter, front opening and ceiling light with 3 fluorescent lamps



Working area	1180 x 850 x 890h mm
Maximum capacity	150 kg
Working pressure	6 ÷ 8 Bar
Air consumption	21 SCFM 630 l / min
Gun nozzle	Ø 6 - 7 mm

Electric vacuum	230 V 50 Hz 1.2 kW
Filtration rate	5 micron
With light	Yes
Overall dimensions	1330 x 1240 x 1770 h mm
Net weight	180 kg





0687

€ 2220,00

**VERTICAL SANDBLAST CABINET WITH VACUUM**

With paper filter




Working area	1200 x 600 x 600 h mm
Maximum capacity	120 kg
Working pressure	6.5 ÷ 7.5 Bar
Air consumption	21 SCFM 630 l / min
Gun nozzle	Ø 6 - 7 mm
Electric vacuum	230 V 50 Hz 1.2 kW
Filtration rate	5 micron
Overall dimensions	1220 x 910 x 1740 h mm
Net weight	149 kg

0878

€ 1770,00

**VERTICAL SANDBLAST CABINET WITH VACUUM**

With paper filter



Working area	960 x 480 x 250 ÷ 470 h mm
Working pressure	6.5 ÷ 7.5 bar
Air consumption	18 SCFM 540 l / min
Gun nozzle	Ø 4 - 5 - 6 - 7 mm
Electric vacuum	230 V 50 Hz 1,2 kW
Filtration rate	5 micron
Overall dimensions	1030 x 850 x 1640 h mm
Net weight	100 kg

0575

€ 744,00

**VERTICAL SANDBLAST CABINET**



Working area	850 x 480 x 340 ÷ 540 h mm
Working pressure	6.5 ÷ 7.5 Bar
Air consumption	8 ÷ 10 SCFM (240 ÷ 300 l / min)
Gun nozzle	Ø 4 - 5 - 6 - 7 mm
Overall dimensions	890 x 560 x 1385 h mm
Net weight	46 kg

0575S

€ 690,00

**SANDBLAST CABINET**

In kit



Working area	860 x 560 x 560 h mm
Working pressure	6.5 ÷ 7.5 bar
Air consumption	8 ÷ 10 SCFM (240 ÷ 300 l / min)
Gun nozzle	Ø 4 - 5 - 6 - 7 mm
Overall dimensions	905 x 620 x 1390 h mm
Net weight	44 kg

**0487**

€ 304,00

**BENCH SANDBLAST**

With provision for the connection of a vacuum cleaner, lighting with low consumption lamp, gun and gloves



Working area	685 x 455 x 420 mm
Working pressure	6.5 ÷ 7.5 Bar
Air consumption	8 ÷ 10 SCFM (240 ÷ 300 l / min)
Gun nozzle	Ø 4 - 5 - 6 - 7 mm
With light	230 V 50 Hz; 6 W 12 V
Overall dimensions	755 x 495 x 720 h mm
Net weight	26.5 kg

**0580S**

€ 256,00

**BENCH SANDBLAST CABINET**

In kit




Overall dimensions	585 x 485 x 495 h mm
Working area	560 x 460 x 280 h mm
Working pressure	6.5 ÷ 7.5 Bar
Air consumption	8 ÷ 10 SCFM (240 ÷ 300 l / min)
Gun nozzle	Ø 4 - 5 - 6 - 7 mm
Net weight	16 kg

**0580**

€ 288,00

**BENCH SANDBLAST CABINET**



Overall dimensions	630 x 510 x 490 h mm
Working area	590 x 480 x 290 h mm
Working pressure	6.5 ÷ 7.5 Bar
Air consumption	8 ÷ 10 SCFM (240 ÷ 300 l / min)
Gun nozzle	Ø 4 - 5 - 6 - 7 mm
Net weight	13 kg

**0490**

€ 434,00

**MINI BENCH SANDBLAST**

With foot control and fixed gun



Working area	410 x 310 x 200 h mm
Working pressure	4 - 7.5 bar
Gun nozzle	Ø 3.5 mm
With light	230 V 50 Hz, 6 W 12 V
Overall dimensions	475 x 370 x 370 h mm
Net weight	12 kg



**0462** € 792,00

**SANDBLAST MACHINE WITH VACUUM**

For rusted metallic objects that can't be put in traditional sandblast machine. if the object to be considered is flat, the vacuum cleaner allows the operator to not lose the most part of the abrasive material that is being used. the four wheels, two of which swivel, allow the operator that the machine is close to the object to be sandblasted



Tubes length	2.5 m
Motor	230 V 50 Hz 1.2 kW
Max vacuum capacity	13 ÷ 15 kPa
Working pressure	8 Bar
Air consumption	420 l / min
Dimensions	404 x 612 x 1046 h mm
Net weight	30 kg

**SA01-CTRx**

**ROTARY TABLE FOR SANDBLAST CABINET**

With trolley.



Art.	€	Capacity	Diameter	Overall dimensions	Net weight
SA01/CTR1	€ 514,00	150 kg	580 mm	920 x580 x1070h mm	43,5 kg
SA01/CTR2	€ 514,00	150 kg	580 mm	920 x580 x1335h mm	45 kg

**SA01/C** € 1130,00

**CYCLONE FOR SAND BLAST CABINET**

In two stage.



Filtration rate	8 micron
Air flow	13500 l/min
Max power	230 V 50 Hz 0,55 kW
Overall dimensions	540 x 1000 x 1450h mm
Net weight	55 kg

**0310** € 201,00

**SODA BLASTER**

For external use, light weight, easy to carry, indicated for the removal of paints, rust, graffiti etc ..




Overall dimensions	350 x 400 x 788 h mm
Capacity	18 l
Working pressure	2.5 ÷ 6.2 bar
Air consumption	8 ÷ 10 SCFM (240 ÷ 300 l / min)
Gun nozzle	Ø 2 - 3 mm
Net weight	13 kg

**SA01/TR**

€ 113,00

**ROTARY TABLE**

For sandblast cabinet.



Diameter	380 mm
Overall dimensions	380 x 43h mm
Net weight	7 kg

**SA01/A** € 355,00

**SANDBLAST CYCLON**

Cylindrical with paper filter, with manual filter beater and opening in the lower part.



Electric vacuum	230 V 50 Hz 1,2 kW
Filtration rate	5 micron
Air permeability	185 l/(m²s)
Inlet size	Ø 55 mm
Slot distance	305 X 240 mm
Dimensions	Ø 290 X 730 mm

**0582-**

**SANDBLAST CORUNDUM**

It stands out for being edgy and extremely stable by combining the properties of hardness and density. Its longevity and reusability make it the most used material for sandblasting. Being composed for the most part of aluminum oxide it is practically free of iron. Particularly suitable for cleaning metal surfaces, removing rust and oxide layers and removing temper colors




Art.	€	Grit	Hardness	Net weight
0582/36	€ 96,00	36	9 Mohs	25 kg
0582/80	€ 96,00	80	9 Mohs	25 kg

**NEW**

**0578-**

**SILICON CARBIDE**

Black Silicon Carbide is the hardest material used for sandblasting, making it the ideal solution for all the most demanding jobs. Virtually iron-free, its abrasive properties make it very aggressive and fast in removing impurities. Its conformation allows the grains to break continuously creating new sharp and cutting edges, increasing the fineness of the grain size. Very durable it allows a high reusability. It tends to be incorporated into the material



Art.	€	Grit	Hardness	Net weight
0578/36	€ 132,00	36	9.1 Mohs	25 kg
0578/80	€ 132,00	80	9.1 Mohs	25 kg

**0579-**

**NEW**

**GARNET**

Garnet is one of the last natural abrasives still in use. It is a natural stone, and therefore ecological, with excellent abrasive properties that allows you to create profiles without abrasive incorporation, produce little dust and have a relatively low consumption. It is excellent for removing hard coatings, paint, rust and laminate scales. It can be used for both dry and water sandblasting. Its low cost makes it an alternative to corundum.




Art.	€	Grit	Hardness	Net weight
0579/30	€ 52,80	36 ÷ 60	7.5 Mohs	25 kg
0579/80	€ 52,80	80	7.5 Mohs	25 kg

**0569**

**NEW € 82,50**

**STEEL SHOT**

Thanks to their spherical surface and hardness they allow to obtain shiny surfaces. Excellent for removing paint, blemishes, burrs and rust. Their low crushing does not create dust inside the sandblasting cabin and allows a long life of the abrasive. They can be used both as a means for shot peening and for both dry and water sandblasting.



Grit	S390
Hardness	40 ÷ 50 HRC
Net weight	25 kg

**0581**

**€ 84,80**

**MICRO GLASS BEADS**

Thanks to their spherical shape they are perfect for surface finishing. They create smooth and bright surfaces, leaving an incomparable satin effect. As they do not contain iron, they are very suitable for working on stainless steel for food use and aluminum. The microspheres will not damage the substrate of the material being processed but will leave an anchoring profile for subsequent painting, especially on soft materials such as brass, aluminum, plastics, etc...



Grit	50 ÷ 70 (0,3 ÷ 0,2 mm)
Hardness	5-7 Mohs
Net weight	25 kg

**0310B**

**€ 74,00**

**SODA BLASTING MEDIA**

Salt composed basic bicarbonate synthetic, suitable for treating steel, aluminum, fiberglass, plastic, bricks etc ...



Grit	36 ÷ 80 (0,5 ÷ 0,3 mm)
Hardness	2,5 - 3 Mohs
Decomposition temperature	> 50°C
Net weight	25 kg





**0490/11** € 22,60

**PAIR OF GLOVES**



Gloves diameter 100 mm

**05x**

**PAIR OF GLOVES**

Soft and comfortable.



Art.	€	Length	Gloves diameter
0575/29	€ 39,90	600 mm	180 mm
0580/21	€ 39,90	450 mm	145 mm

**0490/03** € 24,60

**WINDOW PROTECTION SET**

for sandblasters



5 Pcs

**0601/24** € 22,60

**WINDOW PROTECTION SET**

For sandblasters, 670 x 300mm.



5 Pcs

Size 670 x 300 mm

**0601/30** € 16,40

**LAMP PROTECTION SET**

For sandblasters, 900 x 260mm



5 Pcs

Size 900 x 260 mm

**0687/005** € 27,60

**LAMP PROTECTION SET**

For sandblasters, 600 x 100mm



10 Pcs

Size 600 x 100 mm

**0575/04** € 43,40

**WINDOW PROTECTION SET**

For sandblasters, 550 x 250mm



10 Pcs

Size 550 x 250 mm

**0580/01-6** € 27,60

**WINDOW PROTECTION SET**

For sandblasters, 400 x 300mm



5 Pcs

Size 400 x 300 mm

**SA01/F** € 159,00

**CYCLONE FILTER**

HEPA material.



Diameter 320 mm  
Height 600 mm

**0687/029** € 74,50

**SANDBLAST CYCLON**



Diameter 170 mm  
Height 305 mm

**0687/041**

€ 102,00

**GUN**

Sander



**0290**

€ 37,70

**SANDBLAST GUN**

Metal gun, with ceramic nozzles.



Ceramic nozzles	Ø 4 - 5 - 6 - 7 mm
Rubber hose length	1,5 m
Air inlet	G 1/4"
Sound pressure level	<lt; 70 dB(A)
Vibrations	<lt; 2,5 m/s <sup>2</sup>
Working pressure	0.6 MPa

**0577/17**

€ 44,00

**FIXED GUN**



**U003**

€ 105,00

**BORON CARBIDE NOZZLE**

For sand blast cabinet, long life



Nozzle diameter Ø 7,5 mm

**U004**

€ 66,80

**COMPOSITE NOZZLE**

For sand blast cabinet, long life



**0490/20**

€ 9,20

**CERAMIC NOZZLE SET**



4 Pcs

Nozzle diameter Ø 3,5 mm

Nozzle diameter 6 mm

**0462/55**

€ 36,00

**CERAMIC NOZZLE SET**



5 Pcs

Nozzle diameter Ø 7,5 mm

**0575/0580/12**

€ 17,30

**CERAMIC NOZZLE SET**

4 pcs, diameter Ø 4,5,6,7mm



4 Pcs

Nozzle diameter Ø 4 - 5 - 6 - 7 mm

**0687/102**

€ 18,70

**CERAMIC NOZZLE SET**



4 Pcs

Nozzle diameter Ø 6 - 7 mm



**0305** € 761,00

**PART WASHER WITH HEATING SYSTEM**

For washing with hot water up to 60° C, with a Venturium pneumatic gun.



Tank capacity	8 ÷ 14 l
Avg air cons.	5 SCFM 145 l / min
Working area	760 x 560 x 380 mm
Washing pressure	5 ÷ 8 Bar
Power	1350 W
Dimensions	790 x 610 x 1260 h mm
Net weight	49 kg

**0486** € 545,00

**PARTS WASHER WITH DUAL PUMP**



Left tank internal dimensions	470 x 520 x 270 mm
Right tank internal dimensions	590 x 520 x 270 mm
Tub capacity	150 l
Pump	230V 50Hz 26 + 26 W
Pump capacity	10 ÷ 12 l/min
Size	1140 x 550 x 880 h mm
Net weight	43 kg

**0203** € 582,00

**BENCH PART WASHER**

For washing with water/solvent, with a Venturium pneumatic gun



Dimensions	770 x 595 x 700h mm
Tank capacity	4 ÷ 9 l
Avg air cons.	5 SCFM 145 l / min
Working area	765 x 560 x 380 mm
Power	30 W
Washing pressure	5 ÷ 8 Bar
Power	230 V 50 Hz
Net weight	32 kg

**0038** € 283,00

**DEGREASER CLEANING TANK**

75L capacity, with 26w pump, cleaning brush and hose, workpiece tray.



Internal tank dimensions	710 x 480 x 260h mm
Tub capacity	75 l
Pump	230 V 50 Hz 26 W
Pump capacity	10-12 l / min
Dimensions	775 x 540 x 880 h mm
Net weight	25 kg

**0232** € 357,00

**DEGREASER CLEANING TANK WITH WHEEL**



Internal tank dimensions	710 x 480 x 200 h mm
Tub capacity	60 l
Pump	230 V 50 Hz 26 W
Pump capacity	10 ÷ 12 l / min
Dimensions	970 x 540 x 930 h mm
Net weight	35 kg

**0632** € 805,00

**DEGREASER CLEANING PNEUMATIC TANK**



Internal tank dimensions	710 x 480 x 200 h mm
Height	1015 mm
Tank capacity	50 l
Tub capacity	65 l
Power pressure	6 Bar
Maximum tank pressure	0.5 Bar
Net weight	38 kg

**0392** € 384,00

**BENCH MICRO CLEANER**

For wall mounting



Capacity	14 l
Neon light	24 V 8 W
Pump	230 V 50 Hz 26 W
Pump capacity	10 ÷ 12 l / min
Dimensions	560 x 545 x 635 h mm
Net weight	25 kg

**0211** € 508,00

**TEAR-DOWN WORKBENCH WITH FLUID RECOVERY**

Provided in assembly kit, with one drawer equipped with lock, removable bowl and pivoting wheels, 2 with safety brake



Dimensions	1200 x 640 x 872h mm
Working table dimensions	1190 x 635 x 15h mm
Drawer dimensions	420 x 340 x 120h mm
Internal tank dimensions	360 x 260 x 115h mm
Internal shelf height	445 mm
Maximum capacity with wheels	280 kg
Maximum capacity without wheels	350 kg
Net weight	64 kg

**0233** € 261,00

**MOBILE PARTS WASHER**

Made of ABS with rubber seals in NBR.



Internal tank dimensions	460 x 660 x 260 mm
Capacity	9 l
Pump	230 V 50 Hz 16 W

**0632-**

**DETERGENT LIQUID**



Art.	€	Contents	Specification
0632/D	€ 143,00	25 l	Solvent base
0632/DA	€ 191,00	25 l	Water dilutable max. 50%
0632/DCF	€ 105,00	25 l	Water dilutable max. 20%, hot usage





**0632/01** € 9,00

**PARTS WASHER BRUSH**

Not suitable for hydrocarbon based products



Length	280 mm
Diameter	35 mm
Shank	20mm x Ø10mm

**0305/0203/1118** € 35,00

**PAIR OF GLOVES FOR PARTS WASHERS**

Not suitable for hydrocarbon based products



Length	540 mm
--------	--------

**A025/30** € 104,00

**WET AND DRY VACUUM CLEANER**

With stainless steel tank, blower function, equipped with accessories



Power	1,2 kW
Capacity	30 l
Motor	230 V 50 Hz
Air flow	28 l / s
Net weight	6 kg

**A024/10** € 69,90

**WET AND DRY VACUUM CLEANER**

With ABS tank, blower function, equipped with accessories.



Power	1,2 kW
Capacity	10 l
Motor	230 V 50 Hz
Air flow	30 ± 2 l/s
Net weight	3,7 kg

**A040/30A** € 182,00

**INDUSTRIAL WET AND DRY VACUUM CLEANER EQUIPPED OF ACCESSORIES**

For industrial use, with socket for electronic devices



Power	1,4 kW
Capacity	30 l
Motors	1 (230 V 50 Hz)
Air flow	35 l / s
Power socket	1600 W
Net weight	7,5 kg

**A040/60A € 296,00**

**INDUSTRIAL WET AND DRY VACUUM CLEANER EQUIPPED OF ACCESSORIES**

For industrial use, with socket for electronic devices



Power	1,4 kW
Capacity	60 l
Motors	1 (230 V 50 Hz)
Air flow	46 l/s
Power socket	1600 W
Net weight	13 kg

**A040/802 € 519,00**

**80L 2 MOTORS INDUSTRIAL WET AND DRY VACUUM CLEANER**

For industrial use, equipped with accessories



Power	2 kW
Capacity	80 l
Motors	2 (230 V 50 Hz)
Air flow	75 l/s
Dimensions	600 x 580 x 950 mm
Net weight	25 kg

**A024/602 € 287,00**

**60L 2 MOTORS WET AND DRY VACUUM CLEANER**

With ABS tank, equipped with accessories.



Power	2,8 kW
Capacity	60 l
Motors	2 (230 V 50 Hz)
Air flow	30 ±2 l/s
Net weight	12,5 kg

**A040/803 € 642,00**

**80L 3 MOTORS INDUSTRIAL WET AND DRY VACUUM CLEANER**

For industrial use, equipped of accessories



Power	3 kW
Capacity	80 l
Motors	3 (230 V 50 Hz)
Air flow	96 l/s
Dimensions	600 x 580 x 950 mm
Net weight	28 kg



**ACAS/001** € 10,20  
**INLET SPONGE FILTER SET FOR VACUUM CLEANER**



**ACAS/002** € 14,40  
**HEPA FILTER FOR VACUUM CLEANER**



**ACAS/003** € 10,20  
**FLEXIBLE HOSE FOR VACUUM CLEANER**



Spare parts 1.5 m hose

**ACAS/004** € 14,40  
**METAL EXTENSION PIPE FOR VACUUM CLEANER**



**ACAS/005** € 10,20  
**PAIR OF PLASTIC TUBES FOR VACUUM CLEANER**



**ACAS/006** € 10,20  
**INLET SPONGE FILTER SET FOR VACUUM CLEANER**



**ACAS/007** € 10,20  
**FILTER FOR VACUUM CLEANER**



**ACAS/008** € 22,60  
**PAPER BAG SET FOR VACUUM CLEANER**



**ACAS/009** € 10,20  
**FLEXIBLE HOSE FOR VACUUM CLEANER**



**ACAS/010** € 10,20  
**BIG BRUSH FOR VACUUM CLEANER**



**ACAS/011** € 6,20  
**MULTI FUNCTION BRUSH FOR VACUUM CLEANER**



**ACAS/012** € 21,20  
**PAPER BAG SET FOR VACUUM CLEANER**



**ACAS/013** € 20,60  
**BAG SET**  
 In paper for vacuum cleaner.



**ACAS/014** € 10,20  
**PLASTIC TUBE SET**  
 For vacuum cleaner



**ACAS/015** € 9,20  
**SMALL BRUSH**  
 For vacuum cleaner.



**ACAS/017** € 10,20  
**INLET SPONGE FILTER SET**  
 For vacuum cleaner.



**A040/8037** € 18,50  
**FLEXIBLE HOSE FOR VACUUM CLEANER**



**A040/8040** € 26,70  
**PAIR OF METAL TUBES FOR VACUUM CLEANER**



Letter F  
 Spare parts Couple of metal pipe

**A040/8047U** € 14,40  
**WET BRUSH FOR VACUUM CLEANER**



**A040/8047S** € 13,30  
**DRY BRUSH FOR VACUUM CLEANERS**



**A040/8029** € 15,40  
**FILTER FOR VACUUM CLEANER**



**A040/8046** € 5,10  
**SHORT TIP FOR VACUUM CLEANER**



**A040/8048** € 8,30  
**ROUND BRUSH FOR VACUUM CLEANER**



Letter D  
 Spare parts Straight nozzle

**M041**

**PRO € 7290,00**

**PORTABLE PNEUMATIC DOT MARKING MACHINE**

With touch screen computer



Working area	110 x 40 mm
Working speed	3 - 5 Characters / sec
Workpiece allowed hardness	≤HRC62
Net weight	65 kg

**M040**

**PRO € 6050,00**

**PNEUMATIC DOT MARKING MACHINE**

Usb port, windows xp and windows 7 32 bit software



Working area	110 x 80 mm
Working speed	30 - 40 mm / sec
Table dimensions	320 x 300 mm
Workpiece allowed hardness	≤HRC62
Net weight	60 kg

**M040/CF € 133,00**

**WIRE CONTROL FOR DOT MARKING MACHINE**



**M040/CP € 287,00**

**FOOT CONTROL FOR DOT MARKING MACHINE**



**M040/D € 1930,00**

**DIVIDER FOR DOT MARKING MACHINE**



**M040/SA € 154,00**

**SHAFTS SUPPORT FOR DOT MARKING MACHINE**



**M040/SP € 352,00**

**SUPPORT FOR PLATES FOR DOT MARKING MACHINE**



**M040/ST € 133,00**

**TUBE SUPPORT FOR DOT MARKING MACHINE**





**P012-L**

**HRC 58-60 LETTERS**



Art.	€	Punch dimensions	Shank dimensions
P012/L03	€ 17,30	3 mm	6 x 6 x 60h mm
P012/L04	€ 18,00	4 mm	7 x 7 x 61h mm
P012/L05	€ 20,20	5 mm	7,5 x 7,5 x 61h mm
P012/L06	€ 22,60	6 mm	8,8 x 8,8 x 63h mm
P012/L08	€ 29,50	8 mm	10 x 10 x 66h mm

**P012-N**

**NUMBERS HRC 58-60**



Art.	€	Punch dimensions	Shank dimensions
P012/N03	€ 9,50	3 mm	6 x 6 x 60h mm
P012/N04	€ 10,60	4 mm	7 x 7 x 61h mm
P012/N05	€ 11,50	5 mm	7,5 x 7,5 x 61h mm
P012/N06	€ 12,70	6 mm	8,8 x 8,8 x 63h mm
P012/N08	€ 13,90	8 mm	10 x 10 x 66h mm

**P021**

**€ 25,40**

**ELECTRIC ENGRAVER**

On battery, with 2 diamond tip Ø 2.35mm, light weight easy to use, suitable for engraving glass, ceramic, plastic, wood, inox, brass, aluminum, soft steel.



Speed	20000 rpm
Length	160 mm
Not included batteries	2 x 1,5 V AAA

**P012-LxP**

**HRC 58-60 LETTERS**

Micro stress



Art.	€	Punch dimensions	Shank dimensions
P012/L03P	€ 37,70	3 mm	7 x 7 x 61h mm
P012/L04P	€ 41,00	4 mm	7,5 x 7,5 x 61h mm
P012/L05P	€ 45,60	5 mm	8,8 x 8,8 x 63h mm
P012/L06P	€ 53,40	6 mm	10 x 10 x 66h mm
P012/L08P	€ 90,30	8 mm	12 x 12 x 70h mm

**P012-NxP**

**NUMBERS HRC 58-60**

Micro stress



Art.	€	Punch dimensions	Shank dimensions
P012/N03P	€ 17,30	3 mm	7 x 7 x 61h mm
P012/N04P	€ 20,70	4 mm	7,5 x 7,5 x 61h mm
P012/N05P	€ 25,90	5 mm	8,8 x 8,8 x 63h mm
P012/N06P	€ 29,70	6 mm	10 x 10 x 66h mm
P012/N08P	€ 35,50	8 mm	12 x 12 x 70h mm

**P002**

**€ 4,10**

**ENGINEER'S SCRIBER WITH METAL BODY AND HARD-METAL POINT**



Length	153 mm
--------	--------

**P005**

**€ 4,69**

**STEEL ENGINEER'S SCRIBER**



Length	270 mm
--------	--------



**P039**

€ 7,20

**ENGINEER' S SCRIBER**

With metal body and hard-metal point.



Telescopic

Length 150 mm

**P039/PR**

€ 5,10

**SET HARD-METAL POINT**



2 Pcs



Length 40 mm

**P020**

€ 28,50

**ELECTRIC VIBRATING ENGRAVER**

With vibration adjustment, suitable for engraving glass, ceramic, plastic, wood, inox, brass, aluminum, soft steel



Vibrations

7200 / min

Power

230 V 50 Hz 13 W

**P020/P**

€ 7,90

**SPARE PART BIT SET**



2 Pcs





# PRESSES



P001/75



P001/45



P001/30



P001/20



P001/12

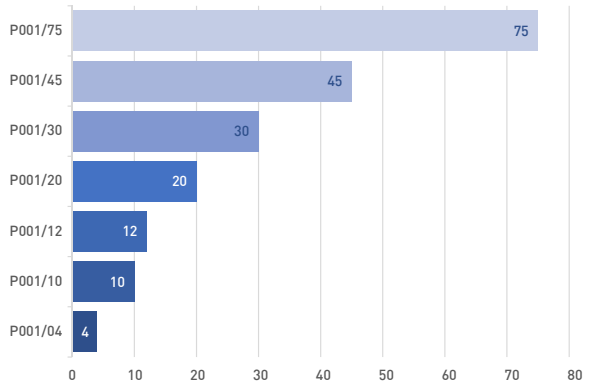


P001/10

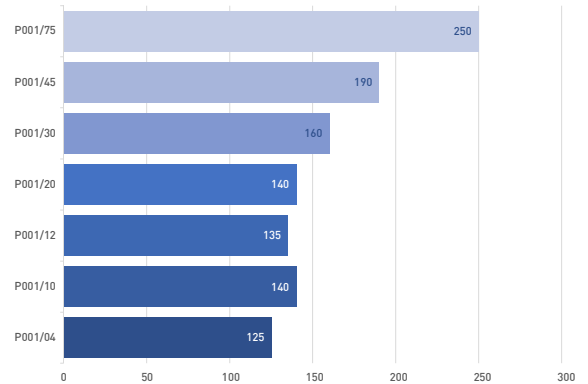


P001/04

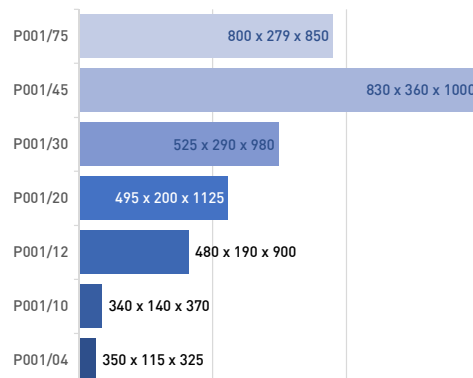
Capacity (Ton)



Ram stroke (mm)



Working area



**P001/75**

€ 5480,00

**PNEUMATIC HYDRAULIC SHOP PRESS**

Equipped with mobile piston with trolley, with winch for table handling, two speed manual control and pneumatic servo pump with foot control.



Capacity	75000 kg
Working area	800 x 279 x 850 h mm
Ram Ø	125 mm
Ram diameter	78 mm
Ram stroke	250 mm
Working pressure	0,75 + 0,85 MPa
Dimensions	1140 x 800 x 1896 h mm
Net weight	460 kg


**P001/45**

€ 2860,00

**HYDRAULIC SHOP PRESS WITH MANUAL PNEUMATIC CONTROL**

Equipped with mobile piston with trolley, with winch for bench movement, manual control and pneumatic servo pump with hand control



Capacity	45000 kg
Working area	830 x 360 x 1000 h mm
Cylinder Ø	90 mm
Ram Ø	58 mm
Ram stroke	190 mm
Working pressure	7+ 8 Bar
Max. pressure	63,5 MPa
Dimensions	1400 x 800 x 1700 h mm
Net weight	330 kg


**P001/30**

€ 1130,00

**HYDRAULIC SHOP PRESS**

With two speed pump and movable piston



Capacity	30000 kg
Working area	525 x 290 x 980h mm
Cylinder Ø	92 mm
Ram Ø	56 mm
Ram stroke	160 mm
Max. pressure	69 MPa
Dimensions	875 x 700 x 1780 h mm
Net weight	145 kg





**P001/20**

€ 924,00

**HYDRAULIC SHOP PRESS**

With moveable piston



Capacity	20000 kg
Working area	495 x 200 x 1125 h mm
Cylinder Ø	75 mm
Ram Ø	48 mm
Ram stroke	140 mm
Max. pressure	69.3 MPa
Dimensions	690 x 600 x 1830 h mm
Net weight	94 kg



**P001/12**

€ 559,00

**HYDRAULIC SHOP PRESS**

With movable piston



Capacity	12000 kg
Working area	480 x 190 x 900 h mm
Cylinder Ø	56 mm
Ram Ø	38 mm
Ram stroke	135 mm
Max. pressure	69 MPa
Dimensions	730 x 550 x 1600 h mm
Net weight	60 kg



**P001/10**

€ 457,00

**HYDRAULIC SHOP PRESS**

With bench and movable piston



Capacity	10000 kg
Working area	340 x 140 x 370 h mm
Cylinder Ø	56 mm
Ram Ø	38 mm
Ram stroke	130 mm
Max. pressure	69 MPa
Dimensions	565 x 500 x 1040 h mm
Net weight	52 kg

**P001/04**

€ 305,00

**HYDRAULIC SHOP PRESS**

Counter top, 4 ton, for bearings



Capacity	4000 kg
Working area	350 x 115 x 325 h mm
Cylinder Ø	40 mm
Ram Ø	25 mm
Ram stroke	125 mm
Max. pressure	51 MPa
Dimensions	450 x 400 x 655 h mm
Net weight	30 kg



**P022-**
**RATCHET ARBOR PRESS**

With removeable revolving table


**P022/05**

**P022/10**

**P022/20**

Art.	€	Capacity	Max height piece	Max Ø piece	Arbor size	Net weight
P022/05	€ 92,40	5000 N	90 mm	160 mm	19 x 19 mm	8 kg
P022/10	€ 130,00	10000 N	100 mm	180 mm	25 x 25 mm	12 kg
P022/20	€ 304,00	20000 N	170 mm	260 mm	30 x 30 mm	27 kg

**P029-**
**RATCHET ARBOR PRESS**

With removeable revolving table



Art.	€	Capacity	Dimensions	Max height piece	Max Ø piece	Arbor size	Net weight
P029/2	€ 347,00	15000 N	400 x 175 x 450h mm	210 mm	300 mm	31,5 x 31,5mm	42 kg
P029/3	€ 439,00	25000 N	450 x 200 x 570h mm	310 mm	300 mm	37,8 x 37,8mm	60 kg

**P028-**
**HAND PUNCH**

With spring loaded return



Art.	€	Capacity	Dimensions	Max height piece	Max Ø piece	Spindle travel	Net weight
P028/07	€ 137,00	1500 N	240 x 155 x 335h mm	170 mm	150 mm	60 mm	8,5 kg
P028/14	€ 232,00	2000 N	280 x 170 x 760h mm	275 mm	180 mm	70 mm	18 kg

**0485**
**€ 100,00**
**SHOP PRESS PIN SET**

Of 20t and 30t.



8 Pcs

Pins head size

24,7 mm



**0054/10****€ 385,00****HYDRAULIC BODY FRAME REPAIR KIT**

Capacity	10 ton
Ram length	330 mm
Ram stroke	130 mm
Net weight	30 kg

**0054/4****€ 310,00****HYDRAULIC BODY FRAME REPAIR KIT**

Capacity	4 ton
Ram length	270 mm
Ram stroke	120 mm
Net weight	19 kg

**0664****€ 349,00****HYDRAULIC PUMP WITH PNEUMATIC PEDAL CONTROL**

Useful for shop press, trolley jacks and rams



Rated pressure	70 MPa
Working pressure	7 ÷ 8 bar
Usable oil capacity	690 c.c.
Air consumption	10 SCFM
Net weight	8 kg

**0271****€ 142,00****HYDRAULIC PUMP**

With pump activation pedal.



Rated pressure	63,7 MPa
Usable oil capacity	790 ml
Hose length	1500mm
Net weight	7 kg

**0663****€ 127,00****PULL BACK RAM**

Capacity	5 ton
Length Closed	560 mm
Length Open	690 mm
Spindle	Ø 33 mm
Swing	130 mm
Net weight	5,5 kg

**0567** € 103,00

**LOW PROFILE HYDRAULIC TROLLEY JACK**

2 tons, made of steel



Capacity	2 ton
Lifting	90 ÷ 385 mm
Dimensions	580 x 165 x 235 h mm
Net weight	13 kg

**0457** € 576,00

**LOW PROFILE JACK**

2 tons, made of steel, with round handle.



Capacity	2 ton
Lifting	70 ÷ 500 mm
Dimensions	785 x 350 x 152 mm
Net weight	41 kg

**0369** € 358,00

**HYDRAULIC TROLLEY JACK**

Dual pump, with removeable saddle and rubber pad



Capacity	3,5 ton
Dimensions	745 x 335 x 180 mm
Lifting	110 ÷ 560 mm
Net weight	46 kg

**0375A** € 295,00

**LOW PROFILE HYDRAULIC TROLLEY JACK**

2,5 ton, double pump quick lift, with load limiter.



Capacity	2.5 ton
Lifting	75 ÷ 500 mm
Dimensions	680 x 345 x 220 h mm
Net weight	32,5 kg

**0065A** **NEW** € 249,00

**HYDRAULIC TROLLEY JACK**

With removable saddle.



Capacity	3 ton
Dimensions	660 x 345 x 260 mm
Lifting	140 ÷ 515 mm
Net weight	33 kg

**C038/30** € 185,00

**HYDRAULIC TROLLEY JACK**



Capacity	3 ton
Dimensions	572 x 328 x 175h mm
Lifting	130 ÷ 465 mm
Net weight	28 kg





0060

€ 76,10

**HYDRAULIC TROLLEY JACK**

Metal body frame. Handle for hand carrying. Extendable lever.



Capacity	2 ton
Dimensions	535 x 225 x 145 mm
Lifting	135 ÷ 385 mm
Net weight	11 kg

C039/25

€ 315,00

**HYDRAULIC TROLLEY JACK**

Aluminium and steel hydraulic trolley jack with double pump



Capacity	2.5 ton
Dimensions	659 x 289 x 165 h mm
Lifting	110 ÷ 460 mm
Net weight	27 kg

C039/15

€ 228,00

**HYDRAULIC TROLLEY JACK**

Aluminium and steel hydraulic trolley jack with double pump



Capacity	1.5 ton
Dimensions	490 x 270 x 130 h mm
Lifting	90 ÷ 358 mm
Net weight	15 kg

0658

€ 858,00

**HYDRAULIC JACK**



Capacity	10 ton
Lifting range of foot	30 ÷ 260 mm
Lifting range of head	420 ÷ 665 mm
Net weight	30 kg

0067

€ 29,20

**COUPLE JACK STAND**

Height adjustable with fixing pin.



Capacity	2 ton
Heights	240 - 270 - 320 - 365 mm
Net weight	3 kg

0069-

**COUPLE JACK STAND**



Art.	€	Capacity	Height min - max	Base dimensions	Net weight
0069/3	€ 48,20	3 ton	298 ÷ 428 mm	190 x 210 mm	6,5 kg
0069/6	€ 89,60	6 ton	400 ÷ 610 mm	260 x 285 mm	13 kg
0069/10	€ 197,00	10 ton	468 ÷ 718 mm	290 x 328 mm	29 kg

**0021/1** NEW € 554,00

**HYDRAULIC FOLDING CRANE**

With two pivoting wheels with brakes, cast iron wheels. Lowering system and pumping lever arranged laterally. The ability to fold the legs when not in use allows it to be stored in confined spaces.



Capacity	1000 kg
Dimensions	1540 x 1020 x 1550h mm
Fold dimensions	490 x 510 x 1520h mm
Min/max boom extension	810 ÷ 1090 mm
Hook heights with raised arm	1900 mm @ 1000 kg   2080 mm @ 250 kg
Hook heights with lowered arm	0 mm @ 250 kg   240 mm @ 1000 kg
Front opening	1030 mm
Net weight	64,5 kg

**0021/2** NEW € 678,00

**HYDRAULIC FOLDING CRANE**

With two pivoting wheels with brakes, cast iron wheels. Lowering system and pumping lever arranged laterally. The ability to fold the legs when not in use allows it to be stored in confined spaces.



Capacity	2000 kg
Dimensions	1760 x 1031 x 1600h mm
Fold dimensions	855 x 720 x 1610h mm
Min/max boom extension	750÷ 1280 mm
Hook heights with raised arm	1980 mm @ 2000 kg   2450 mm @ 500 kg
Hook heights with lowered arm	0 mm @ 500 kg   300 mm @ 2000 kg
Front opening	1050 mm
Net weight	90,5 kg

**0063** € 695,00

**HYDRAULIC FOLDING CRANE**

With two pivoting wheels and rear pad brake, lowering system and pumping lever placed in the rear, cast iron wheels. The ability to fold the legs when not in use allows it to be stored in confined spaces.



Capacity	1000 kg
Dimensions	1800 x 1000 x 1500h mm
Fold dimensions	800 x 860 x 1600h mm
Min/max boom extension	680 ÷ 1220 mm
Hook heights with raised arm	2100 mm @ 1000 kg   2550 mm @ 250 kg
Hook heights with lowered arm	0 mm @ 250 kg   480 mm @ 1000 kg
Front opening	800 mm
Net weight	90 kg

**0094** € 348,00

**TRANSMISSION JACK**

With load limiter, cross support and tilt support to better align and position gearboxes and differentials.



Capacity	500 kg
Dimensions	1190 x 700 x 660 mm
Min - Max height	1190 ÷ 2000 mm
Net weight	32,5 kg





**S033** **NEW** € 164,00

**ENGINE STAND**

2 swivel wheels with brake and 2 fixed cast iron wheels, possibility to tilt the engine. Equipped with rotating small parts shelf



Capacity	600 kg
Dimensions	1230 x 850 x 930 mm
Net weight	27,5 kg

**S019** € 149,00

**ENGINE STAND**

2 wheels with breaks and 2 fix wheels, possibility to tilt the motor



Capacity	450 kg
Dimensions	865 x 810 x 870 mm
Net weight	21 kg

**0147** € 59,70

**SHOP CRANE LEVELER**

Shop crane and crane leveler, easy to use, just crank to level, tilts forward and backward for easy motor mount alignment



Capacity	680 kg
Width	440 mm
Max stroke of slide	330 mm
Chain	350 mm
Net weight	5 kg

**S068** **NEW** € 209,00

**ENGINE STAND**

2 swivel wheels with brake and 2 fixed cast iron wheels, possibility to tilt the engine. The ability to fold it when not in use allows it to be stored in confined spaces.



Capacity	680 kg
Dimensions	860 x 830 x 870 mm
Net weight	31 kg

**S024** € 143,00

**ENGINE SUPPORT**

Engine support holds your engine or transmission in place during heavy automotive repairs, used to support the engine while removing gear box, transmission, replacing clutch and all motor mounts. rubber feet for safe hold of motor, easy regulation for hold engine in its place in the car. swivel and tilting holders.



Capacity	500 kg
Adjusting height	205 mm
Bed length	730 ± 1480 mm
Net weight	13 kg

**R015** € 168,00

**CAR RAMPS SET**

Set consisting of two solid ramps to facilitate work under vehicles. These small ramps are suitable for the most common models of small cars and SUVs or even longer vehicles. Made of polypropylene, the wedges are significantly more reliable than steel ramps. In addition, thanks to their non-slip structure, they offer excellent stability. Lightweight and well-shaped, the ramps are easy to transport and space-saving.




Dimensions	905 x 330 x 218 mm
Capacity	2,5 ton
Max tire width	240 mm
Min - Max height	170 mm
Tilting	15°
Net weight	8 kg



**0649-**

**ALUMINUM RAMPS**

In aluminum with non-slip floors. Load 170kg



Art.	€	Dimensions	Capacity	Max Working angle	Max Working height	Net weight
0649/1500	€ 380,00	1520 x 735 mm	170 kg	12,5 % (7°)	180 mm	13,5 kg
0649/1800	€ 472,00	1800 x 735 mm	150 kg	12,5 % (7°)	220 mm	16 kg

**0598**

€ 20,60

**PARKING GUIDE MAT**

Made of polypropylene material



Dimensions 685 x 305 x 38 mm

**0592**

€ 7,60

**GARAGE WALL GUARD**

Made of polypropylene material



Dimensions 640 x 165 x 15 mm

**0594**

€ 147,00

**OIL DRAINER WITHOUT TANK**

With wheels, to use under lifts, for waste oil



Base dimensions 390 x 390 mm  
Height max 1700 mm  
Net weight 13 kg

**0595**

€ 295,00

**OIL DRAINER**

With tank and wheels, to use under lifts, for waste oil



Tank capacity 70 l  
Height min - max 1170 ÷ 1860 mm  
Maximum tank pressure 0.45 bar  
Net weight 23 kg

**0596**

€ 473,00

**PNEUMATIC OIL DRAINER**

With wheels and different size of suction probes, for waste oil, for use under lifts too



Tank capacity 70 l  
Measuring tank capacity 10 l  
Height max 1500 mm  
Metal probe 2 x Ø6 mm x 695 mm  
Nylon probe 2 x Ø6 mm x 680 mm | 2 x Ø8 mm x 700 mm  
Suction Ø6 x 4,5 mm - 0,4 ÷ 0,8 l/min | Ø8 x 6,5 mm - 1 ÷ 1,6 l/min  
Rubber hose length Suction 1500 mm | Drain 2050 mm  
Power pressure 8 ÷ 10 bar  
Maximum tank pressure 0.45 bar  
Net weight 25 kg



**0630/2720**

€ 1050,00

**12V ELECTRIC WINCH - DIRECT CURRENT**

Permanent magnet motor, metal frame, strong cable, with anti unwinding device and cable guide. To be used only for horizontal pulling, not suitable for lifting.



Rated line pull	2720 kg
Speed	1,3 - 4,5 m / min
Motor	12 V 1,3 kW 1,8 hp
Gear Reduction ratio	294:1
Cable size	Ø 7,2 mm x 32 m
Drum dimensions	Ø 63 x 228 mm
Overall dimensions	520 x 180 x 175h mm
Net weight	29 kg

**0630/2200**

€ 776,00

**12V ELECTRIC WINCH - DIRECT CURRENT**

Permanent magnet motor, metal frame, strong cable, with anti unwinding device and cable guide. To be used only for horizontal pulling, not suitable for lifting



Rated line pull	2000 kg
Speed	1,5 - 3,6 m / min
Motor	12 V 1,0 kW 1,3 hp
Gear reduction ratio	172:1
Cable size	Ø 6,4 mm x 14,5 m
Drum dimensions	Ø 45 x 97 mm
Overall dimensions	364 x 126 x 141h mm
Net weight	13 kg

**0630/0900**

€ 314,00

**12V ELECTRIC WINCH - DIRECT CURRENT**

Permanent magnet motor, metal frame, hook with pulley for double pull, resistant cable, with anti unwinding device and cable guide. To be used only for horizontal pulling, not suitable for lifting.



Rated line pull	450 / 900 kg
Speed	1,3 - 3,2 m / min
Motor	12 V 0,7 kW 0,9 hp
Gear reduction ratio	153:1
Cable size	Ø 4 mm x 15 m
Drum dimensions	Ø 31,5 x 73 mm
Overall dimensions	285 x 105 x 105h mm
Net weight	6.7 kg

**0447** € 66,20

**12V/2A INTELLIGENT DIGITAL BATTERY CHARGER**

Recharge lead batteries, AMG, AL, GEL, WET, VRLA, MF. Microprocessor for automatic 3-stage charging. Charging mode 14.4V - 2A. Automatic commutation.



Power	220 ÷ 240 V, 50 ÷ 60 Hz
Power	14,4 V 4 A max
Battery	12 V
Usage time	Da -20°C a +50°C

**0478** € 135,00

**12V/8A INTELLIGENT DIGITAL BATTERY CHARGER**

Suitable for charging all types of 12V lead-acid batteries including wet, gel and agm. This charger also charges batteries in cold conditions. With advanced 9-step charging programme, this charger recharges the batteries at almost 100% of their original capacity. It can automatically recover slightly sulphated batteries. Charge and rescue drained batteries.




Power	230 V, 50 ÷ 60 Hz
Power	14,4 V, 8 A
Operation mode motorcycle	14,4 V 2 A
Operation mode auto	14,4 V 8 A
Operation mode winter	14,7 V 8 A
power supply operating mode	13,5 V 5 A
Working temperature	from -20°C to +50°C
Dimensions	181 x 77 x 281 mm
Battery	12 V

**0432** € 96,80

**6-12V/4A INTELLIGENT DIGITAL BATTERY CHARGER**

Recharge lead batteries, AMG, AL, GEL, WET, VRLA, MF. Microprocessor for a 9 step automatic recharge. Recharge mode 14.7V - 2A. Automatic commutation.



Power	230 V 50 ÷ 60 Hz
Power	14,7 V 4 A max
Operation mode motorcycle	14,4 V 1 A
Operation mode auto	14,4 V 4 A
Operation mode winter	14,7 V 4 A
Operation mode battery charger	6 V : 7,2 V 4 A
Working temperature	-20°C a +50°C
Dimensions	145 x 56 x 230 mm
Battery	12 V, 6 V

**0479** € 149,00

**12V/2-6-12A INTELLIGENT DIGITAL BATTERY CHARGER**

3 step, with socket for DC 12V 12A devices



Power	230V 50Hz
Power	12 V 2 - 6 - 12 A
Dimensions	218 x 165 x 238 mm
Working temperature	from -20°C to +50°C



**S029** € 2630,00

**ELECTRO-HYDRAULIC MOTORCYCLE LIFT**



Max lifting capacity	600 kg
Platform dimensions	2200 x 750 mm
Total length	2995 mm
Service hole dimensions	550 x 340 mm
Min - Max height	260 - 520 - 625 - 710 - 780 - 840 mm
Vice	330 x 320 mm
Vice opening	40 ÷ 180 mm
Motor	230 V 50 Hz 550 W
Net weight	225 kg

**S029P** € 2850,00

**ELECTRO-HYDRAULIC MOTORCYCLE LIFT**

With pump and separate control system that give the possibility to position it at floor level.



Max lifting capacity	600 kg
Platform dimensions	2200 x 750 mm
Total length	2995 mm
Service hole dimensions	550 x 340 mm
Min - Max height	215 - 520 - 625 - 710 - 780 - 840 mm
Vice	330 x 320 mm
Vice opening	40 ÷ 180 mm
Motor	230 V 50 Hz 550 W
Net weight	240 kg

**S027** € 2400,00

**ELECTRO-HYDRAULIC MOTORCYCLE LIFT**



Max lifting capacity	600 kg
Platform dimensions	1800 x 600 mm
Total length	2600 mm
Service hole dimensions	550 x 340 mm
Min - Max height	260 ÷ 880 mm
Vice	330 x 320 mm
Vice opening	40 ÷ 200 mm
Motor	230 V 50 Hz 550 W
Net weight	150 kg

**S027ATV** € 3190,00

**ELECTRO-HYDRAULIC ATV & MOTORCYCLE LIFT**



Max lifting capacity	600 kg
Platform dimensions	1800 x 1200 mm
Total length	2600 mm
Service hole dimensions	550 x 340 mm
Min - Max height	260 ÷ 880 mm
Vice	330 x 320 mm
Vice opening	40 ÷ 200 mm
Motor	230 V 50 Hz 550 W
Net weight	235 kg



**S008/M** € 969,00

**HYDRAULIC MOTORCYCLE LIFT TABLE**

With foot pump



Max lifting capacity	400 kg
Platform dimensions	1825 x 660 mm
Total length	2500 mm
Min - Max height	195 ÷ 750 mm
Vice	270 x 100 mm
Vice opening	210 x 50 mm
Net weight	133 kg

**0452** € 159,00

**MOTORCYCLE SCISSORS LIFT**

Scissor support stand suitable for use on the floor or on a motorcycle lift to repair bikes, with 2 height adjustable and removable sliding supports



Max lifting capacity	400 kg
Platform dimensions	470 x 150 mm
Min - Max height	95 ÷ 400
Stand height	55 - 80 mm
Hexagon	22 mm
Net weight	14 kg

**0241** € 103,00

**MOTORCYCLE WHEEL BLOCK**

Strong body, simple and easy use, adjustable wheel size, safety lock



Wheel sizes	15" - 21"
Overall dimensions	730 x 468 x 440h mm
Net weight	10 kg

**S013** € 1900,00

**HYDRAULIC LIFT TABLE**

With foot pump and pneumatic control



Max lifting capacity	600 kg
Platform dimensions	2000 x 1220 mm
Total length	2575 mm
Min - Max height	185 ÷ 825 mm
Net weight	230 kg

**0430** € 266,00

**MOTORCYCLE DOLLY**

Powder coated steel. it is suitable for motorcycles and scooters that have the side stand. it allows you to move and to park your bike in tight spaces



Maximum capacity	300 kg
Length	1929 mm
Net weight	33 kg

**0217** € 206,00

**VEHICLE POSITIONING JACK**

With wheel positionig brakes



Capacity	680 kg
Lateral stroke	370 mm
Working range	710 - 340 mm
Max tire width	325 mm
Overall dimensions	730 x 468 x 440h mm
Net weight	15 kg



**S017**

€ 230,00

**UNIVERSAL TELESCOPIC CART**

Adjustable in height and length, made of square steel pipes, after use it can be stored in small space, upper sides with rubber to prevent scratches and give more stability to the leaned object, 4 swivel casters of which 2 with brake, ideal for the car body repair, for repairing and spraying area



Height min - max	840 ÷ 1320 mm
Length	225 ÷ 1380 mm
Width	860 mm
Capacity	100 kg
Net weight	26 kg

**0645/CC**

€ 95,60

**THREE-DRAWER CAR SEAT**

Equipped with 3 drawers with bearings, 3 can trays and a small frontal tray, 4 pivoting wheels



Dimensions	370 x 400 x 367h mm
Drawer dimensions	3 - 150 x 300 x 40 h mm
Net weight	8 kg

**0645/C**

€ 63,30

**6 WHEELS CAR CREEPER**



Dimensions	1030 x 420 x 110h mm
Net weight	6,5 kg

**0645/S**

€ 56,70

**SHOP SEAT**

With pivoting wheels, tool holder base, seat with padding



Dimensions	368 x 360 x 365 mm
Net weight	3,8 kg

**0645/CP**

€ 70,50

**PLASTIC CREEPER**

Shockproof, with 6 wheels.



Dimensions	1000 x 470 x 120h mm
Net weight	4,8 kg

**0645/SS**

€ 69,60

**2 IN 1 CREEPER AND SEAT**



Creeper dimensions	1020 x 410 x 150h mm
Seat dimensions	550 x 410 x 500h mm
Net weight	9 kg

**0256-**
**HYDRAULIC RAM**


Art.	€	Maximum capacity	Working pressure	Min-max lifting height	Spindle	Ram stroke	Dimensions	Net weight
0256/05	€ 58,00	5 ton	63 Mpa	33 ÷ 39 mm	ø 24 mm	6 mm	45 x 95 mm	0,6 kg
0256/10	€ 98,60	10 ton	63.7 Mpa	44 ÷ 55 mm	ø 38 mm	11 mm	56 x 118 mm	1,3 kg
0256/20	€ 121,00	20 ton	63.7 Mpa	52 ÷ 63 mm	ø 50 mm	11 mm	76 x 138 mm	2,6 kg
0256/30	€ 133,00	30 ton	63.7 Mpa	60 ÷ 72 mm	ø 63 mm	12 mm	95 x 158 mm	4,4 kg
0256/50	€ 190,00	50 ton	63.7 Mpa	66 ÷ 78 mm	ø 70 mm	12 mm	118 x 186 mm	6,7 kg

**0062-**
**BOTTLE JACK**

Hydraulic jack. it provides an excellent stability thanks to its small size. easy to carry and use



Art.	€	Capacity	Min. height	Lifting	Adjusting height	Base dimensions	Ram diameter	Net weight
0062/2	€ 26,30	2 ton	181 mm	116 mm	48 mm	90 x 85 mm	Ø 22 mm	2,7 kg
0062/5	€ 41,00	5 ton	220 mm	127 mm	70 mm	115 x 100 mm	Ø 32 mm	4,3 kg
0062/10	€ 55,10	10 ton	230 mm	150 mm	80 mm	125 x 110 mm	Ø 40 mm	6,5 kg
0062/15	€ 81,30	15 ton	230 mm	150 mm	80 mm	140 x 135 mm	Ø 48 mm	8,3 kg
0062/20	€ 92,80	20 ton	242 mm	150 mm	60 mm	155 x 145 mm	Ø 53 mm	10,5 kg
0062/32	€ 178,00	32 ton	285 mm	180 mm	- mm	170 x 160 mm	Ø 56 mm	13,5 kg
0062/50	€ 306,00	50 ton	295 mm	180 mm	- mm	215 x 175 mm	Ø 85 mm	29 kg

**0010**

€ 853,00

**LIFT TROLLEY**

With foldable handle, mechanical blocking system of the platform, swivel wheels with brakes



Capacity	500 kg
Table dimensions	850 x 500 x 50 mm
Lifting	290 ÷ 880 mm
Net weight	86 kg

**0075**

€ 780,00

**LIFT TROLLEY**

With foldable handle with mechanical blocking system, swivel wheels with brakes



Capacity	300 kg
Table dimensions	850 x 500 x 50 mm
Lifting	290 ÷ 880 mm
Net weight	78 kg

**0467**

€ 1010,00

**HIGH LIFT TROLLEY**

With double scissor action, mechanical blocking system of the platform, swivel wheels with brakes



Capacity	350 kg
Table dimensions	910 x 500 x 53 mm
Lifting	335 ÷ 1300 mm
Net weight	92 kg





**C650** € 180,00

**THREE SHELVES TROLLEY**

Strong and easy to assemble, 2 swivel and 2 fixed casters



Dimensions	800 x 450 x 800h mm
Steel thickness	2 mm
Wheels	ø 80 mm
Capacity	100 kg
Net weight	23 kg

**C750** € 296,00

**THREE SHELVES TROLLEY**

Strong and easy to assemble, 2 swivel and 2 fixed casters



Dimensions	940 x 600 x 870h mm
Steel thickness	2,3 mm
Wheels	ø 150 mm
Capacity	200 kg
Net weight	52 kg

**C065/2** € 190,00

**PP TWO SHELVES TOOL CART**

Light weight, strong and easy to assemble, 2 swivel and 2 fixed casters



Dimensions	1010 x 440 x 840h mm
Wheels	ø 125 mm
Capacity	250 kg
Working temperature	-20 °C a +50 °C
Net weight	15,5 kg

**C075/2** € 249,00

**PP TWO SHELVES TOOL CART**

Light weight, strong and easy to assemble, 2 swivel and 2 fixed casters



Dimensions	1170 x 652 x 840h mm
Wheels	ø 125 mm
Capacity	250 kg
Net weight	22,5 kg

**C009** € 400,00

**CART WITH WOODEN SHELF**

Cart made of steel, with 2 fixed wheels and 2 swivel wheels with brake



Overall dimensions	1000 x 800 x 810 h mm
Steel thickness	2 mm
Plate thickness	36 mm
Wheels	ø 150 mm
Capacity	150 kg
Net weight	52 kg

**Cx**

**PVC PLATFORM TROLLEY**

With foldable handle, 2 fixed casters and 2 swivel casters



Art.	€	Wheels	Capacity	Platform dimensions	Height	Net weight
C150	€ 70,50	Ø 100 mm	150 kg	700 x 450 mm	820 mm	7,8 kg
C300	€ 187,00	Ø 125 mm	300 kg	900 x 600 mm	890 mm	13,4 kg

**C1102**

€ 92,80

**HAND TRUCK WITH PNEUMATIC WHEELS**

For flower pots and boxes, safety handles, epoxy painting



Pneumatic wheels	Ø 260 x 85 mm
Capacity	200 kg
Toe plate dimensions	450 x 215 mm
Net weight	8,5 kg

**C182**

€ 190,00

**ALUMINUM HAND TRUCK WITH PNEUMATIC WHEELS**

Aluminium



Pneumatic wheels	Ø 260 x 85 mm
Capacity	200 kg
Toe plate dimensions	300 x 205 mm
Net weight	6 kg

**C189**

€ 94,40

**MULTIFUNCTION HAND TRUCK**

With pneumatic wheels for firewood, pots, boxes and other objects. strong, easy to handle and versatile. plastic handles



Pneumatic wheels	Ø 260 x 85 mm
Capacity	150 kg
Toe plate dimensions	400 x 250 mm
Movable grid	340 x 390 mm
Net weight	11,5 kg

**0461**

€ 20,80

**POLYURETHANE WHEEL**

260 x 85mm not pierceable, with ø 20mm bearing and adapter from 20mm to 18mm, for hand trucks with 18-20mm wheel shaft.



Wheel sizes	250 x 75 mm
Hole sizes	ø 20 - 18 x 74 mm

**P019**

€ 168,00

**FOLDING ANTISLIP PLATFORM**

Antislip professional, made of aluminum, easy to use, suitable for a wide range of activities in different sectors, such as: home, auto and others



Capacity	150 kg
Dimensions	1260x380x500 mm
Platform dimensions	950x300 mm
Net weight	7,5 kg

**0056-****CHAIN HOIST**

Art.	€	Capacity	Lifting	Net weight
0056/1	€ 157,00	1000 kg	3000 mm	11 kg
0056/2	€ 233,00	2000 kg	3000 mm	20 kg

**0237-**  
**LEVER CHAIN HOIST**



Art.	€	Capacity	Lifting	Net weight
0237/05	€ 190,00	500 kg	1500 mm	5 kg
0237/15	€ 282,00	1500 kg	1500 mm	10 kg

**0236**  
**HOIST ARM**

€ 92,40



Capacity	300 kg
Arm length	750 mm
Slot distance	380 mm
Stem	45 X 45 mm <sup>2</sup>
Net weight	6 kg

**0602**  
**ELECTRIC CABLE HOIST**

€ 287,00



Capacity	200 / 400 kg
Cable length	18 m
Speed	8 m/min
Motor	230 V 50 Hz 1 kW
Net weight	16,7 kg



**0600**  
**CABLE HOIST**

€ 320,00



Capacity	200 / 400 kg
Cable length	18 m
Speed	8 m / min
Motor	230 V 50 Hz 0,75 kW
Net weight	16,7 kg



**Sx**  
**MAGNETIC LIFTER**  
Neodymium.

Art.	€	Maximum capacity	Round bar lifting cap.	Min-max lifting diameter	Dimensions	Net weight
S0300	€ 580,00	300 kg	100 kg	50 ÷ 300 mm	189 x 163 x 92 (B) mm	9,5 kg
S0600	€ 907,00	600 kg	200 kg	70 ÷ 400 mm	267 x 198 x 129 (B) mm	19 kg
S1000	€ 1370,00	1000 kg	330 kg	75 ÷ 450 mm	350 x 277 x 156 (B) mm	36 kg





**PDC4-**

**CHAIN SLINGS**

Grade 80 alloy steel with shortening hook, security factor 4:1, the vertical capacity is calculated on 3 arms only because the fourth arm is necessary only to equilibrate the loading. EN 818-4.



Art.	€	Length	Capacity 0°	Capacity 45°	Chain	Hook
PDC4/7/2	€ 425,00	2000 mm	3150	2240	ø 7 mm	SLF
PDC4/7/3	€ 490,00	3000 mm	3150	2240	ø 7 mm	SLF
PDC4/7/4	€ 553,00	4000 mm	3150	2240	ø 7 mm	SLF
PDC4/10/2	€ 844,00	2000 mm	6700	4750	ø 10 mm	SLF
PDC4/10/3	€ 930,00	3000 mm	6700	4750	ø 10 mm	SLF
PDC4/10/4	€ 1060,00	4000 mm	6700	4750	ø 10 mm	SLF



**PDC2-**

**CHAIN SLINGS**

Grade 80 alloy steel, with shortening hooks, security factor 4:1. EN 818-4.



Art.	€	Length	Capacity 0°	Capacity 45°	Chain	Hook
PDC2/7/2	€ 206,00	2000 mm	2120	1500	ø 7 mm	SLF
PDC2/7/3	€ 219,00	3000 mm	2120	1500	ø 7 mm	SLF
PDC2/7/4	€ 247,00	4000 mm	2120	1500	ø 7 mm	SLF
PDC2/10/2	€ 315,00	2000 mm	4250	3150	ø 10 mm	SLF
PDC2/10/3	€ 348,00	3000 mm	4250	3150	ø 10 mm	SLF
PDC2/10/4	€ 418,00	4000 mm	4250	3150	ø 10 mm	SLF



**PDC1-**

**CHAIN SLINGS**

Grade 80 alloy steel, with shortening hook, security factor 4:1. EN 818-4.



Art.	€	Length	Vertical capacity	Chain	Hook
PDC1/7/1	€ 83,70	1000 mm	1500 kg	ø 7 mm	SLF
PDC1/7/2	€ 95,60	2000 mm	1500 kg	ø 7 mm	SLF
PDC1/10/1	€ 125,00	1000 mm	3150 kg	ø 10 mm	SLF
PDC1/10/2	€ 147,00	2000 mm	3150 kg	ø 10 mm	SLF



**AN2G/12/1**

€ 88,80

**2 STEEL ARMS PENDING**



Rope	ø 12 mm
Length	1000 mm
Capacity	30° 2600 kg
Capacity	90° 2100 kg



**06x**

**LASHING SYSTEM WITH POLYESTER RIBBON DRAFT**

EN 12195-2.



Art.	€	Strap ribbon with turnbuckle	Ribbon width	Capacity	Hooks
0635	€ 29,40	5,50 + 0,50 m	35 mm	1000 kg	2
0650	€ 41,00	8,00 + 0,50 m	50 mm	2000 kg	2
0675	€ 206,00	10,00 + 1,00 m	75 mm	3000 kg	2

**0635/25**

€ 14,30

**LASHING SYSTEM WITH POLYESTERE RIBBON DRAFT**

EN 12195-2.



Strap ribbon mm 25 with turnbuckle and 2 hooks	4,00 + 0,30 m
Capacity	250 kg



**x-1000**
**POLYESTER COLORED SLINGS**

Double layer band lifting system, standard, security factor 7:1. EN 1492-1.

Art.	€	m	Width	Color	Eye length	Vertical capacity	Capacity basket	Basket capacity β 45° kg	Basket capacity β 60° kg	Capacity choker
1/1000	€ 14,20	1	50 mm	Purple	250 mm	1000 kg	2000 kg	1400	1000	800 kg
2/1000	€ 19,00	2	50 mm	Purple	250 mm	1000 kg	2000 kg	1400	1000	800 kg
3/1000	€ 22,50	3	50 mm	Purple	250 mm	1000 kg	2000 kg	1400	1000	800 kg
4/1000	€ 27,20	4	50 mm	Purple	250 mm	1000 kg	2000 kg	1400	1000	800 kg


**x-2000**
**POLYESTER COLORED SLINGS**

Double layer band lifting system, security factor 7:1. EN 1492-1.

Art.	€	m	Width	Color	Eye length	Vertical capacity	Capacity basket	Basket capacity β 45° kg	Basket capacity β 60° kg	Capacity choker
1/2000	€ 18,20	1	60 mm	Green	250 mm	2000 kg	4000 kg	2800	2000	1600 kg
2/2000	€ 26,10	2	60 mm	Green	250 mm	2000 kg	4000 kg	2800	2000	1600 kg
3/2000	€ 33,90	3	60 mm	Green	250 mm	2000 kg	4000 kg	2800	2000	1600 kg
4/2000	€ 41,00	4	60 mm	Green	250 mm	2000 kg	4000 kg	2800	2000	1600 kg
5/2000	€ 51,60	5	60 mm	Green	250 mm	2000 kg	4000 kg	2800	2000	1600 kg
6/2000	€ 60,40	6	60 mm	Green	250 mm	2000 kg	4000 kg	2800	2000	1600 kg


**x-3000**
**POLYESTER COLORED SLINGS**

Double layer band lifting system, security factor 7:1. EN 1492-1.

Art.	€	m	Width	Color	Eye length	Vertical capacity	Capacity basket	Basket capacity β 45° kg	Basket capacity β 60° kg	Capacity choker
1/3000	€ 24,90	1	90 mm	Yellow	300 mm	3000 kg	6000 kg	4200	3000	2400 kg
2/3000	€ 35,20	2	90 mm	Yellow	300 mm	3000 kg	6000 kg	4200	3000	2400 kg
3/3000	€ 49,20	3	90 mm	Yellow	300 mm	3000 kg	6000 kg	4200	3000	2400 kg
4/3000	€ 60,40	4	90 mm	Yellow	300 mm	3000 kg	6000 kg	4200	3000	2400 kg
5/3000	€ 69,60	5	90 mm	Yellow	300 mm	3000 kg	6000 kg	4200	3000	2400 kg
6/3000	€ 81,30	6	90 mm	Yellow	300 mm	3000 kg	6000 kg	4200	3000	2400 kg


**FTx-1000**
**POLYESTER ROUND SLINGS**

External sleeve security factor 7:1. EN 1492-2.

Art.	€	Ring	Color	Vertical	Capacity basket	Basket capacity β 45° kg	Basket capacity β 60° kg	Capacity choker
FT1/1000	€ 7,20	1 m	Purple	1000 kg	2000 kg	1400	1000	800 kg
FT2/1000	€ 10,10	2 m	Purple	1000 kg	2000 kg	1400	1000	800 kg
FT3/1000	€ 14,30	3 m	Purple	1000 kg	2000 kg	1400	1000	800 kg
FT4/1000	€ 18,40	4 m	Purple	1000 kg	2000 kg	1400	1000	800 kg
FT5/1000	€ 22,50	5 m	Purple	1000 kg	2000 kg	1400	1000	800 kg
FT6/1000	€ 26,80	6 m	Purple	1000 kg	2000 kg	1400	1000	800 kg


**FTx-2000**
**POLYESTER ROUND SLINGS**

External sleeve security factor 7:1. EN 1492-2.

Art.	€	Ring	Color	Vertical	Capacity basket	Basket capacity β 45° kg	Basket capacity β 60° kg	Capacity choker
FT1/2000	€ 10,10	1 m	Green	2000 kg	4000 kg	2800	2000	1600 kg
FT2/2000	€ 12,50	2 m	Green	2000 kg	4000 kg	2800	2000	1600 kg
FT3/2000	€ 21,00	3 m	Green	2000 kg	4000 kg	2800	2000	1600 kg
FT4/2000	€ 26,60	4 m	Green	2000 kg	4000 kg	2800	2000	1600 kg
FT5/2000	€ 29,50	5 m	Green	2000 kg	4000 kg	2800	2000	1600 kg
FT6/2000	€ 35,20	6 m	Green	2000 kg	4000 kg	2800	2000	1600 kg


**FTx-3000**
**POLYESTER ROUND SLINGS**

External sleeve security factor 7:1. EN 1492-2.

Art.	€	Ring	Color	Vertical	Capacity basket	Basket capacity β 45° kg	Basket capacity β 60° kg	Capacity choker
FT1/3000	€ 12,50	1 m	Yellow	3000 kg	6000 kg	4200	3000	2400 kg
FT2/3000	€ 18,50	2 m	Yellow	3000 kg	6000 kg	4200	3000	2400 kg
FT3/3000	€ 26,60	3 m	Yellow	3000 kg	6000 kg	4200	3000	2400 kg
FT4/3000	€ 34,60	4 m	Yellow	3000 kg	6000 kg	4200	3000	2400 kg
FT5/3000	€ 40,40	5 m	Yellow	3000 kg	6000 kg	4200	3000	2400 kg
FT6/3000	€ 50,60	6 m	Yellow	3000 kg	6000 kg	4200	3000	2400 kg



**0791-****WIRE ROPE PULLING HOIST**

For pulling and lifting



Art.	€	Max load	Cable	Net weight
0791/08	€ 373,00	800 kg	ø 8,3mm x 20m	11 kg
0791/16	€ 504,00	1600 kg	ø 11mm x 20m	24 kg
0791/32	€ 986,00	3200 kg	ø 16mm x 20m	50 kg

**0066****€ 34,90****DOUBLE RATCHET HAND PULLER**

Max load	800 kg
Cable diameter	ø 5 mm
Max length	2 m
Net weight	2,7 kg

**0070/C****€ 45,80****GEARED HAND WINCH**

Zinc-plated



Max load	500 kg
Throat width	50 mm
Max ø wheel	133 mm
Min. ø wheel	40 mm
Cable size	ø 4,5 mm x 10 m
Base dimensions	140 x 90 mm

**0070****€ 35,30****GEARED HAND WINCH**

Frame in galvanized steel. Ergonomic handle



Max load	500 kg
Throat width	50 mm
Max ø wheel	133 mm
Min. ø wheel	40 mm
Base dimensions	140 x 90 mm

**0590****€ 74,00****HAND OPERATED WINCH WITH BRAKE**

Max load	450 kg
Throat width	49 mm
Max ø wheel	110 mm
Min. ø wheel	45 mm
Overall dimensions without handle	170 x 150 x 125h mm



**0068/S € 3510,00**
**TRUCK PALLET WITH SCALE AND PRINTER**

Not legal for trade - tare function powered by rechargeable battery - polyurethane tire



Capacity	2000 kg
Weight capacity	2000 kg
Fork height	88 ÷ 200 mm
Fork dimensions	1150 x 568 mm
Reading	1 kg
Accuracy	±2 kg
Printer	Si/Yes
Front wheel	Doppia/Double
Net weight	160 kg

**0068L € 2340,00**
**TRUCK PALLET WITH SCALE**

Truck pallet with scale not legal for trade - tare function powered by replaceable batteries



Capacity	2000 kg
Weight capacity	2000 kg
Fork height	85 ÷ 175 mm
Fork dimensions	1150 x 570 mm
Reading	0,5 kg
Accuracy	±0,05% kg
Front wheel	Double
Net weight	125 kg

**0028R € 686,00**
**LOWERED MANUAL PALLET TRUCK**

With polyurethane wheels.



Capacity	2500 kg
Fork height	63 ÷ 165 mm
Fork dimensions	1150 x 540 mm
Armor plate thickness	3 mm
Front wheel	Double
Net weight	68,5 kg

**0028 € 597,00**
**MANUAL TRUCK -PALLET**

Polyurethane



Capacity	2500 kg
Fork height	85 ÷ 200 mm
Fork dimensions	1150 x 540 mm
Armor plate thickness	3 mm
Front wheel	Double
Net weight	71,5 kg

**0064 € 690,00**
**MANUAL TRUCK -PALLET**

Polyurethane



Capacity	2500 kg
Fork height	85 ÷ 200 mm
Fork dimensions	900 x 540 mm
Armor plate thickness	3 mm
Front wheel	Single
Net weight	68,5 kg


**S2/800 € 1190,00**
**HIGH LIFT TRUCK-PALLET**

Scissors



Capacity	1000 kg
Fork height	85 ÷ 800 mm
Fork dimensions	1170 x 540 mm
Tire	Polyurethane
Front wheel	Single
Net weight	117 kg







**0782**

€ 1130,00

**PLATFORM STACKER WITH FORKS**


Capacity	400 kg
Fork height	85 ÷ 1500 mm
Fork dimensions	545 x 650 mm
Platform	576 x 650 mm
Mobile wheels	Ø 127 x 40 mm
Fix wheels	Ø 75 x 40 mm
Tire	Polyurethane
Dimensions	1100 x 600 x 1725h mm
Net weight	95 kg


**0143A**

€ 1910,00

**MANUAL STACKER**

With brake and lifting foot pedal



Capacity	1000 kg
Fork height	90 ÷ 1600 mm
Fork dimensions	1150 x 550 mm
Fork section	160 x 55 mm
Upright height	2100 mm
Tire	Polyurethane
Front wheel	Double
Dimensions	920 x 1670 x 2100h mm
Net weight	250 kg


**0143/25**

€ 2110,00

**MANUAL STACKER**

With double telescopic mast, brake and lifting pedal



Capacity	1000 / 800 kg
Fork height	75 ÷ 1600 ÷ 2500 mm
Fork dimensions	1150 x 550 mm
Fork section	160 x 55 mm
Upright height	1840 mm
Tire	Polyurethane
Front wheel	Double
Dimensions	1670 x 920 x 1840h mm
Net weight	310 kg





## 0654-xL

### TRANSPORT TROLLEY

With nylon wheels and hook for towing



Art.	€	Capacity	Working height	Roller dimensions	Wheels	Table dimensions	Handle length	Handle swivel range	Dimensions	Net weight
0654/06L	€ 571,00	6 Ton	110 mm	85 x 85 mm	8	Ø 170 mm	1080 mm	±90°	610 x 520 mm	41 kg
0654/09L	€ 640,00	9 Ton	110 mm	85 x 85 mm	12	Ø 170 mm	1080 mm	±90°	840 x 583 mm	59 kg
0654/12L	€ 891,00	12 Ton	110 mm	85 x 85 mm	16	Ø 170 mm	1080 mm	±90°	1030 x 620 mm	80 kg

## 0654-xF

### TRANSPORT TROLLEY

With nylon wheels



Art.	€	Capacity	Working height	Roller dimensions	Wheels	Table dimensions	Lever bar length	Net weight
0654/06F	€ 389,00	6 Ton	110 mm	85 x 85 mm	4	200 x 220 mm	640 ÷ 1030 mm	30 kg
0654/09F	€ 520,00	9 Ton	110 mm	85 x 85 mm	6	200 x 320 mm	840 ÷ 1230 mm	43 kg
0654/12F	€ 592,00	12 Ton	110 mm	85 x 85 mm	8	200 x 407 mm	1104 ÷ 1430 mm	52 kg

## C030-

### SCRAP DUMPING CONTAINER EQUIPPED WITH WHEELS



Art.	€	Liters	A	B	C	E	F	H	I	L	Capacity	Wheels	Net weight
C030/0300	€ 1520,00	300	1280 mm	820 mm	395 mm	530 mm	650 mm	490 mm	700 mm	1010 mm	600 kg	Ø 125 mm x 165h mm	95 kg
C030/0500	€ 1720,00	500	1280 mm	920 mm	600 mm	750 mm	915 mm	710 mm	800 mm	1010 mm	1000 kg	Ø 180 mm x 210h mm	130 kg
C030/0750	€ 1900,00	750	1280 mm	1070 mm	730 mm	800 mm	1035 mm	830 mm	800 mm	1055 mm	1350 kg	Ø 180 mm x 210h mm	150 kg
C030/1000	€ 2040,00	1000	1510 mm	1070 mm	870 mm	925 mm	1220 mm	975 mm	800 mm	1255 mm	1700 kg	Ø 200 mm x 245h mm	182 kg
C030/1350	€ 2350,00	1350	1510 mm	1320 mm	870 mm	925 mm	1220 mm	975 mm	800 mm	1255 mm	2000 kg	Ø 200 mm x 245h mm	205 kg